

»»MEDIACONCEPT««

01/2018

valid from 01.01.2018

Gwinner Wohndesign

with prices in €



NEW

Wall systems with new supporting sections and veneered fronts

Page 11-13

Supporting sections with tall base elements and veneered fronts

Page 32-37

Wall units and occasional furniture with veneered fronts

Page 32-37

GWINNER®
LEBENSFREUDE LÄSST SICH EINRICHTEN.

Front and carcasse

White matt silk lacquer

Fango matt silk lacquer

Taupe matt silk lacquer

Black matt silk lacquer

Veneer contrast finishes	Lacquer contrast finishes
Honey oak timber Natural knotty walnut Natural wild core beech	White matt silk lacquer Fango matt silk lacquer Taupe matt silk lacquer Black matt silk lacquer
The colour and wood finishes have been specifically created for Gwinner products and can therefore not be found in any standard. Gwinner colour samples provide an approximate reproduction and serve only as a guide.	

Handles: All elements are supplied with handles in high-gloss chrome as standard. Alternatively, handles can be supplied in stainless steel at no extra cost if requested. Please state this clearly on your order.

Customer services:

Sales:

You can call us:

Mon to Fri: 8 a.m. – 6 p.m. Tel. +49 (0) 7445 183 0

Sat: 10 a.m. – 4.30 p.m. Tel. +49 (0) 7445 183 370

Planning information:

You can call us:

Mon to Fri: 8 a.m. – 6 p.m. Tel. +49 (0) 7445 183 370

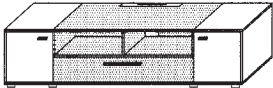
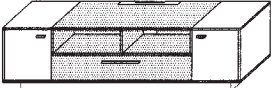
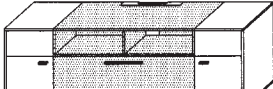
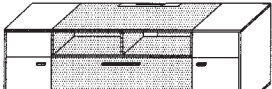

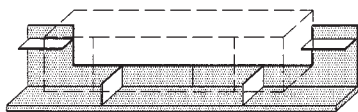

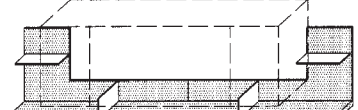
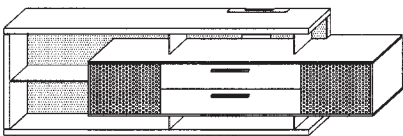
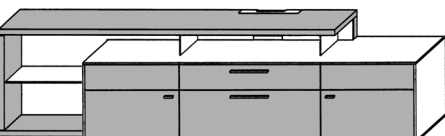
Sat: 10 a.m. – 4 p.m. Tel. +49 (0) 7445 183 370

Fax +49 (0) 7445 183 399

Website:

www.gwinner.de

Table of contents


Product information and planning information	Page 2-7
Combinations	Page 8-13
Base elements = U Lowboards = LB, 2 increments	Page 14-15
 <p>Base elements with 2 cm gliders</p>	 <p>Lowboards with 8.8 cm plinth</p>
Base elements = U Lowboards = LB, 3 increments	Page 16-19
 <p>Base elements with 2 cm gliders</p>	 <p>Lowboards with 8.8 cm plinth</p>
Top elements = A, 2 increments, matching angled panels	Page 20-23
 <p>Top elements, 2 increments</p>	 <p>Angled panels for 2-increment elements</p>
Top elements = A, 3 increments, matching angled panels	Page 24-31
 <p>Top elements, 3 increments</p>	 <p>Angled panels for 3-increment elements</p>
Supporting sections = SP	NEW
	
Panel shelves and wall units	Page 38-39
Sideboard, highboard and free-standing elements	Page 40-41
Accessories	Page 42-45
Recommended coffee tables, chairs and dining tables	Page 46

Planning overview for TV elements

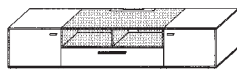
TV solutions available in 7 heights and 4 widths

The possibilities are endless with 4 different fronts, 3 veneer finishes and 4 lacquer finishes.

2-increment base elements 39.8 cm high, 55.7 cm deep, in 2 widths.




Width 165.1 cm



Width 197.6 cm

2-increment lowboards 46.6 cm high, 55.7 cm deep, in 2 widths.

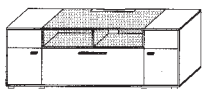


Width 165.1 cm

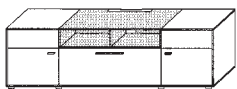


Width 197.6 cm


3-increment base elements 57.4 cm high, 55.7 cm deep, in 3 widths.



Width 165.1 cm

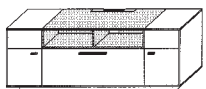


Width 197.6 cm

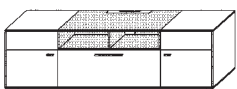


Width 230.1 cm


3-increment lowboards 64.2 cm high, 55.7 cm deep, in 3 widths.



Width 165.1 cm

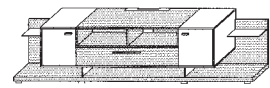


Width 197.6 cm

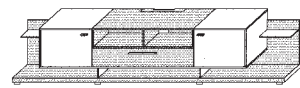


Width 230.1 cm

2-increment top elements in angled panels 58 cm high, 55.7 cm deep, in 2 widths.

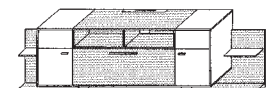


Overall width 227.5 cm

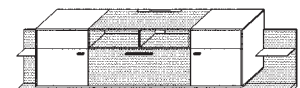


Overall width 260 cm

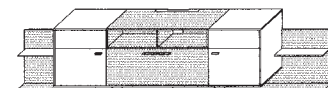
3-increment top elements in angled panels 75.6 cm high, 55.7 cm deep, in 3 widths.



Overall width 227.5 cm




Overall width 260 cm

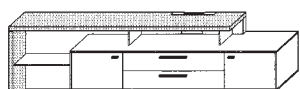


Overall width 292.5 cm

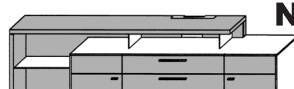
4-increment supporting-section elements 76.2 cm high, 55.7 cm deep, in 2 widths.



Overall width 228.8 cm

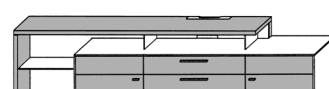


Overall width 261.3 cm



Overall width 261.3 cm

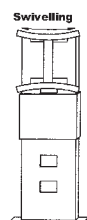
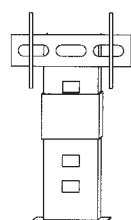
NEW



Overall width 293.8 cm

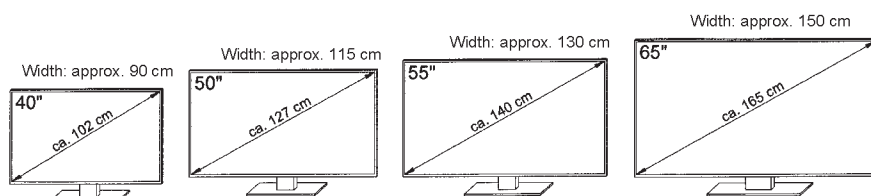
Fixed or swivelling TV pedestals

Can be used in combination with all TV elements except supporting-section elements



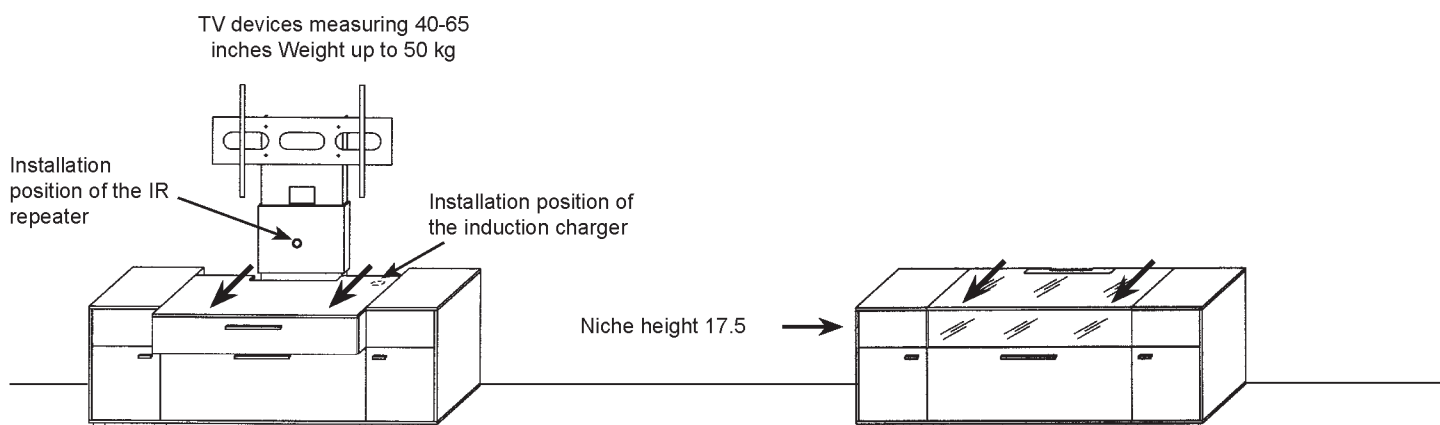
TV elements and TV pedestals

Suitable for all standard TVs measuring 40" to 65", placed on elements or hanging on a TV pedestal.



Planning and ordering information

Electrification, cabling and TV installation

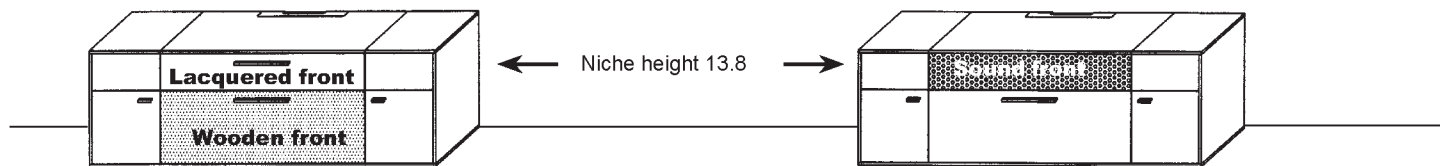


In principle, any base element or lowboard can be combined with a fixed or swivelling TV pedestal. Cable channels are provided inside the base elements and lowboards, which allow device and loudspeaker cables to be laid easily and clearly. On all finishes except glass, the upper section of the centre element can be pulled forward. This makes it even easier to access all connecting cables. For glass centre elements, only the upper glass panel can be pulled forward. There is sufficient storage space for cables behind the centre element, as well as enough room for transformers and the radio remote control.

Handles and openings

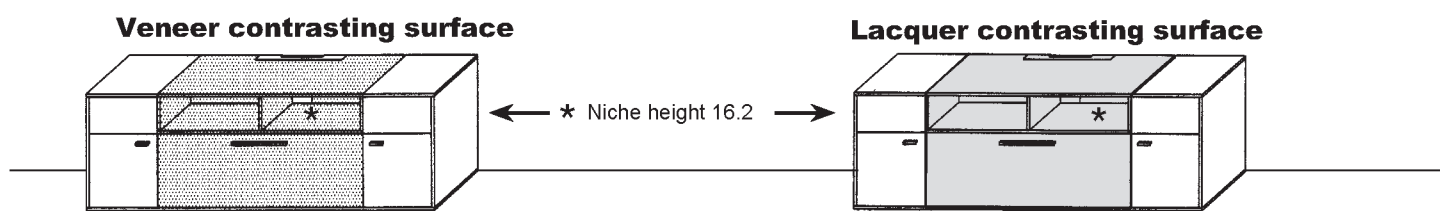
All lacquer and wooden fronts are opened using handles, doors are soft-closing as standard and drawers run on self-closing full-extension Quadro runners.

Sound fronts made from a lacquered perforated metal plate do not have handles; they have a push-to-open mechanism.



Contrasting surfaces

For the MediaConcept model, contrasting surfaces can be veneered or finished in various lacquers. Veneer contrasting surfaces have a different price and specific item number. They are illustrated in the type list. Lacquered contrasting surfaces (e.g. in black) are available at no extra cost and must therefore be chosen for each element, if required.



The base element, e.g. **U3-3**, is supplied veneered in the middle section. When ordering, please specify the wood type required.

The base element, e.g. **U3-1**, is supplied in a single lacquer finish as standard. If a second lacquer finish is required for the middle section, please specify this when ordering.

Planning and ordering information

MediaConcept can be configured in any way using the planning programme:

furnplan

Only Gwinner's current type list applies for price, dimensions and design information.

Have you included everything in your plan?

The following information is required for the MediaConcept model:

- **The lacquer finish for the different sections**
- **The wood finish for the different sections**
- **The handle finish**
- **Positioning sequence or sketch for freely designed configurations**
- **Accessories and lighting, if required**



When including lighting, we recommend using the radio remote control or the electrical storage compartment with radio remote control. As a result, all transformers, connectors and distributors are neatly stored away but are still easily accessible; all lighting can be operated using the remote control.

Please note that the delivery time may be extended if an order is unclear or incomplete. Please ensure you provide all details when placing your order to enable us to process your order quickly and correctly.

Product information

MediaConcept has been awarded the DGM mark of quality by the German Furniture Quality Association

Country of manufacture: Germany



- Geprüfte Qualität
- Garantierte Sicherheit
- Gesundes Wohnen

...erkennen Sie an diesem Zeichen

Materials used:

The fronts are made from 19-mm-thick chipboard in all lacquer and veneered finishes. The sides, shelves, panels and rear panels are made from E1 chipboard. The visible areas are lacquered. Veneered or lacquered supporting sections are 38 mm thick, angled panels are 19/38 mm thick, panel shelves are 13 mm thick and rear panels are 5 mm thick.

The drawers are mounted on soft-close full-extension Quadro runners, and have been tested 40,000 times.

Doors and glass doors are mounted on nickel-plated, three-way adjusting, fast-assembly metal cup hinges, which have been tested 40,000 times. It is guaranteed that functionally compatible replacement parts will be available for all wear parts for at least five years.

Display-unit doors and panel shelves are made from parasol grey float glass, glass shelves are made from clear float glass.

Load-bearing capacity:

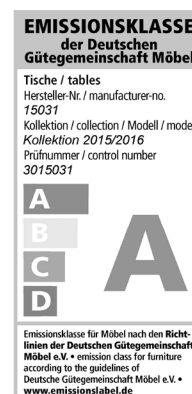
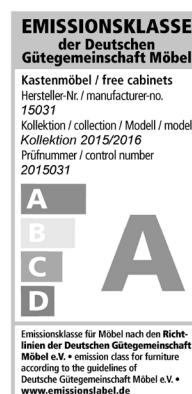


Base-element drawers have a load-bearing capacity of 15 kg; all other drawers have a load-bearing capacity of 10 kg when loaded evenly.

Wooden shelves have a load-bearing capacity of 15 kg; glass shelves have a load-bearing capacity of 10 kg; additional information relating to load-bearing capacity can be found on the corresponding element.

Home hygiene:

MediaConcept meets the requirements for a healthy home environment, it has been tested for harmful substances in accordance with RAL-GZ 430/1-1.



Care instructions:

Wipe with a dry duster or a slightly damp cloth. The lacquers are highly resistant to abrasion in accordance with DIN 68861.

Electrics:

All lighting elements and connection cables are VDE-tested.

Energy usage:

The LED lights used are fitted with **A**** to **A** LED bulbs, based on a scale of **A**** (most efficient) to **E** (least efficient). The bulbs in the LED lights cannot be replaced.

Subject to errors, as well as design, colour and material modifications as part of technical progress.

Combinations

Prices excluding lighting and accessories

Dimensions in cm directly beside the corresponding picture.

□ = Lacquered front □ = Wooden front □ = Sound front

T = Door S = Drawer ST = Sound door GKL = Device cover SKL = Sound cover

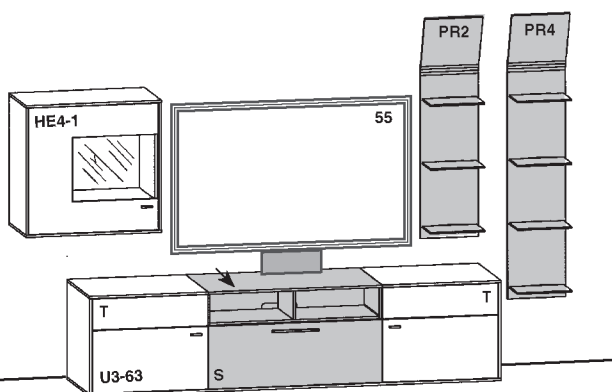
Height: 198.2 cm

Height: 163 cm

Height: 57.4 cm

Depth: 41.2-55.7 cm

Width: approx. 312.6 cm



Order no. MC900 (as shown)
PG 1 €

MC900-SV (mirror-image)

Recommended accessories: each €

Lighting

2 panel lights	LSD2
1 spotlight for display unit	LST2
1 transformer, 15 watt	LEV15
1 radio remote control	FKS4

General accessories

Fixed TV pedestal (alternative 1)	TV3
Swivelling TV pedestal (alternative 2)	TV3-S
1 accent rear panel for display unit	RW73-73

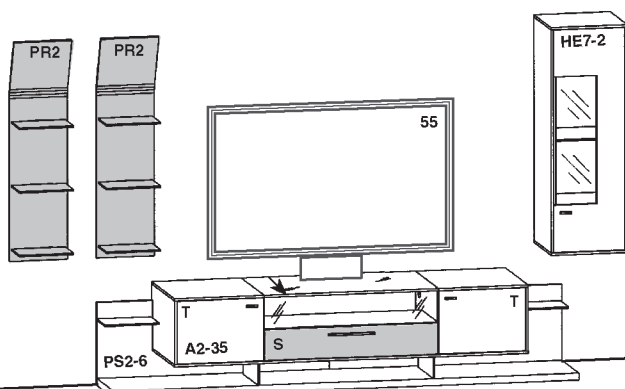
For article descriptions and energy-efficiency information, see Accessories on p. 42-45

Height: 198.2 cm

Height: 58 cm

Depth: 41.2-55.7 cm

Width: approx. 328.8 cm



Order no. MC902 (as shown)
PG 1 €

MC902-SV (mirror-image)

Recommended accessories: each €

Lighting

2 panel lights	LSD2
1 niche light	LN195
1 spotlight for display unit	LST2
1 transformer, 30 watt	LEV30
1 radio remote control	FKS4

General accessories

1 accent rear panel for display unit	RW74-40
Fixed TV pedestal (alternative 1)	TV2
Swivelling TV pedestal (alternative 2)	TV2-S

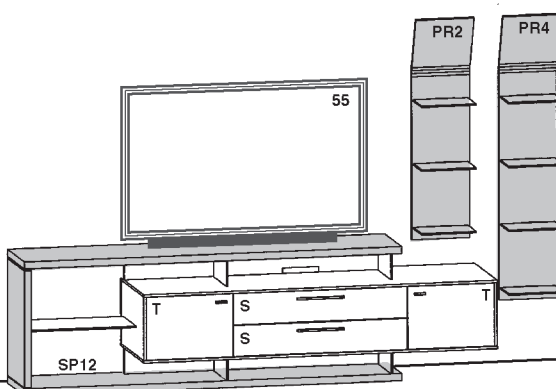
For article descriptions and energy-efficiency information, see Accessories on p. 42-45

Height: 198.2 cm

Height: 76.2 cm

Depth: 41.2-55.7 cm

Width: approx. 308.8 cm



Order no. MC906 (as shown)
PG 1 €

MC906-SV (mirror-image)

Recommended accessories: each €

Lighting

2 panel lights	LSD2
2 niche lights	LN195
1 transformer, 30 watt	LEV30
1 radio remote control	FKS4

General accessories

For article descriptions and energy-efficiency information, see Accessories on p. 42-45

Combinations

Prices excluding lighting and accessories

Dimensions in cm directly beside the corresponding picture.

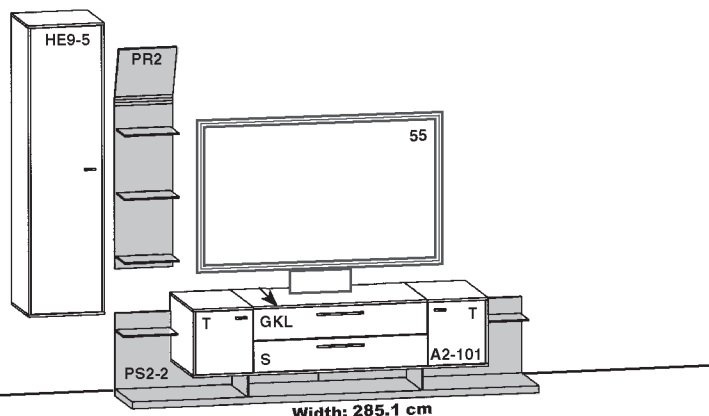
□ = Lacquered front □ = Wooden front □ = Sound front

T = Door S = Drawer ST = Sound door GKL = Device cover SKL = Sound cover

Height: 198.2 cm

Height: 58 cm

Depth: 41.2-55.7 cm



Order no. MC909 (as shown)
PG 1 €

MC909-SV (mirror-image)

Recommended accessories: each €

Lighting

1 panel light	LSD2
1 niche light	LN162
1 transformer, 15 watt	LEVG15
1 radio remote control	FKS4

General accessories

Fixed TV pedestal (alternative 1)	TV2
Swivelling TV pedestal (alternative 2)	TV2-S

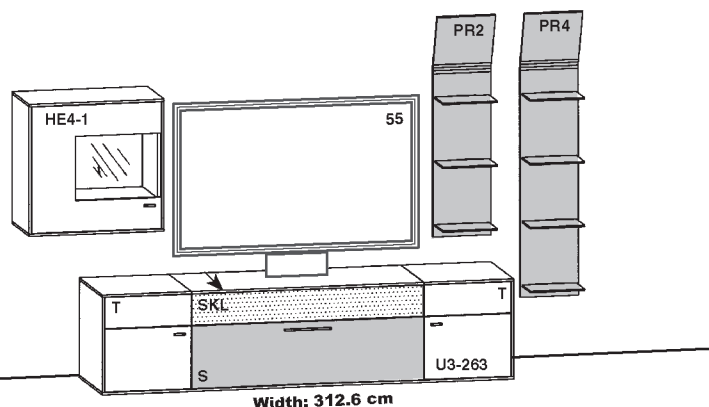
For article descriptions and energy-efficiency information, see Accessories on p. 42-45

Height: 198.2 cm

Height: 163 cm

Height: 57.4 cm

Depth: 41.2-55.7 cm



Order no. MC910 (as shown)
PG 1 €

MC910-SV (mirror-image)

Recommended accessories: each €

Lighting

2 panel lights	LSD2
1 spotlight for display unit	LST2
1 transformer, 15 watt	LEVG15
1 radio remote control	FKS4

General accessories

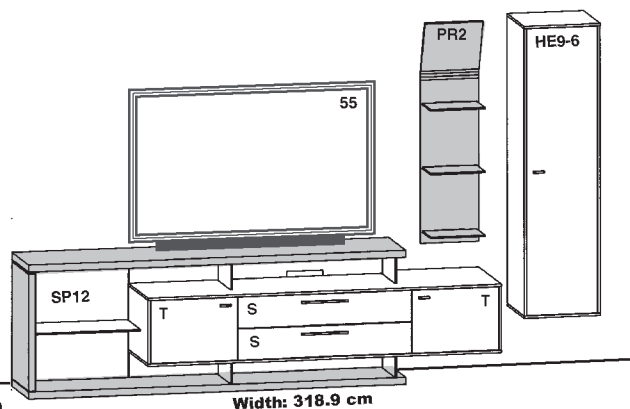
Fixed TV pedestal (alternative 1)	TV3
Swivelling TV pedestal (alternative 2)	TV3-S
1 accent rear panel for display unit	RW73-73

For article descriptions and energy-efficiency information, see Accessories on p. 42-45

Height: 198.2 cm

Height: 76.2 cm

Depth: 41.2-55.7 cm



Order no. MC916 (as shown)
PG 1 €

MC916-SV (mirror-image)

Recommended accessories: each €

Lighting

1 panel light	LSD2
2 niche lights	LN195
1 transformer, 30 watt	LEVG30
1 radio remote control	FKS4

General accessories

For article descriptions and energy-efficiency information, see Accessories on p. 42-45

Combinations

Prices excluding lighting and accessories

Dimensions in cm directly beside the corresponding picture.

= Lacquered front
 = Wooden front
 = Sound front
T = Door S = Drawer ST = Sound door GKL = Device cover SKL = Sound cover

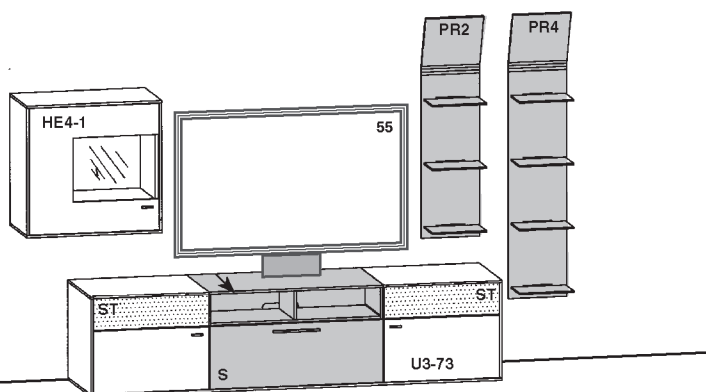
Height: 198.2 cm

Height: 163 cm

Height: 57.4 cm

Depth: 41.2-55.7 cm

Width: 312.6 cm



Order no. MC920 (as shown)
PG 1 €

MC920-SV (mirror-image)

Recommended accessories: each €

Lighting

2 panel lights	LSD2
1 spotlight for display unit	LST2
1 transformer, 15 watt	LEVG15
1 radio remote control	FKS4

General accessories

Fixed TV pedestal (alternative 1)	TV3
Swivelling TV pedestal (alternative 2)	TV3-S
1 accent rear panel for display unit	RW73-73

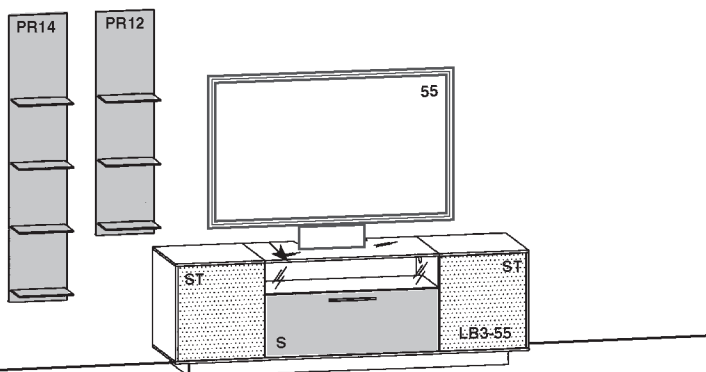
For article descriptions and energy-efficiency information, see Accessories on p. 42-45

Height: 198.2 cm

Height: 64.2 cm

Depth: 41.2-55.7 cm

Width: 277.6 cm



Order no. MC961 (as shown)
PG 1 €

MC961-SV (mirror-image)

Recommended accessories: each €

Lighting

7 panel lights	LSP1
1 transformer, 15 watt	LEVG15
1 radio remote control	FKS4

General accessories

Fixed TV pedestal (alternative 1)	TV3
Swivelling TV pedestal (alternative 2)	TV3-S

For article descriptions and energy-efficiency information, see Accessories on p. 42-45

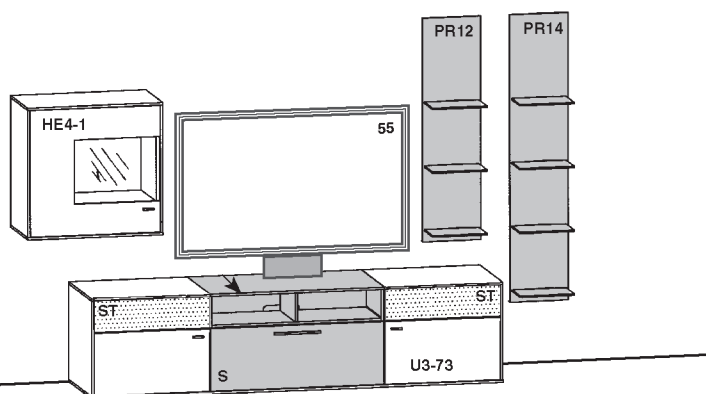
Height: 198.2 cm

Height: 163 cm

Height: 57.4 cm

Depth: 41.2-55.7 cm

Width: 312.6 cm



Order no. MC970 (as shown)
PG 1 €

MC970-SV (mirror-image)

Recommended accessories: each €

Lighting

7 panel lights	LSP1
1 spotlight for display unit	LST2
1 transformer, 15 watt	LEVG15
1 radio remote control	FKS4

General accessories

Fixed TV pedestal (alternative 1)	TV3
Swivelling TV pedestal (alternative 2)	TV3-S
1 accent rear panel for display unit	RW73-73

For article descriptions and energy-efficiency information, see Accessories on p. 42-45

Combinations

Prices excluding lighting and accessories

Dimensions in cm directly beside the corresponding picture.

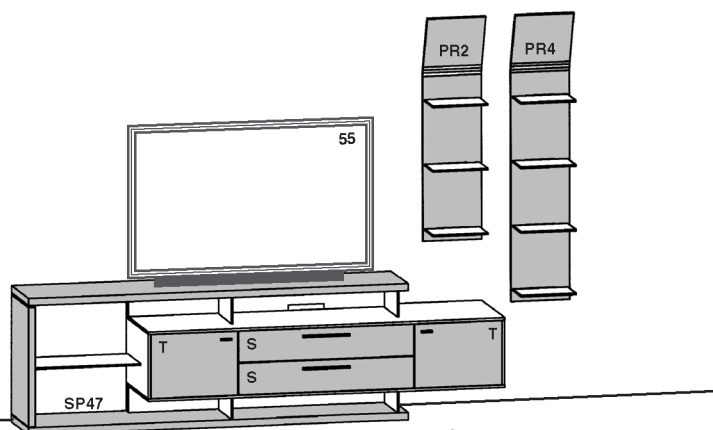
= Lacquered front
 = Wooden front
 = Sound front
T = Door S = Drawer ST = Sound door GKL = Device cover SKL = Sound cover

Height: 198.2 cm

Height: 76.2 cm

Depth: 41.2-55.7 cm

Width: approx. 308.8 cm



Order no. MC907 (as shown)
PG 1 €

MC907-SV (mirror-image)

Recommended accessories: each €

Lighting

2 panel lights	LSD2
2 niche lights	LN195
1 transformer, 30 watt	LEVG30
1 radio remote control	FKS4

General accessories

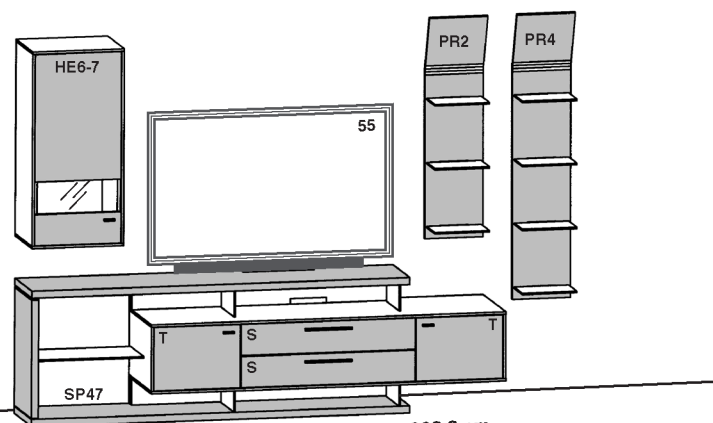
For article descriptions and energy-efficiency information, see Accessories on p. 42-45

Height: 198.2 cm

Height: 76.2 cm

Depth: 41.2-55.7 cm

Width: approx. 308.8 cm



Order no. MC922 (as shown)
PG 1 €

MC922-SV (mirror-image)

Recommended accessories: each €

Lighting

2 panel lights	LSD2
1 spotlight for display unit	LST2
2 niche lights	LN195
1 transformer, 30 watt	LEVG30
1 radio remote control	FKS4

General accessories

1 accent rear panel for display unit	RW72-49
--------------------------------------	---------

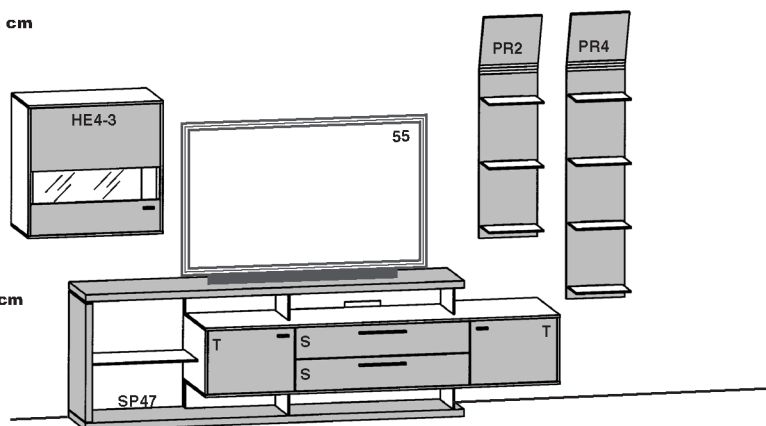
For article descriptions and energy-efficiency information, see Accessories on p. 42-45

Height: 198.2 cm

Height: 76.2 cm

Depth: 41.2-55.7 cm

Width: approx. 325 cm



Order no. MC923 (as shown)
PG 1 €

MC923-SV (mirror-image)

Recommended accessories: each €

Lighting

2 panel lights	LSD2
1 spotlight for display unit	LST2
2 niche lights	LN195
1 transformer, 30 watt	LEVG30
1 radio remote control	FKS4

General accessories

1 accent rear panel for display unit	RW72-73
--------------------------------------	---------

For article descriptions and energy-efficiency information, see Accessories on p. 42-45

Combinations

Prices excluding lighting and accessories

Dimensions in cm directly beside the corresponding picture.

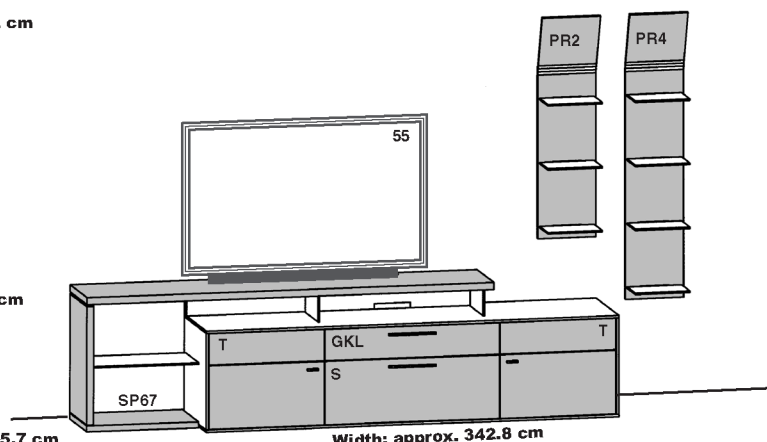
= Lacquered front
 = Wooden front
 = Sound front
T = Door S = Drawer ST = Sound door GKL = Device cover SKL = Sound cover

Height: 198.2 cm

Height: 76.2 cm

Depth: 41.2-55.7 cm

Width: approx. 342.8 cm



Order no. MC921 (as shown)
PG 1 €

MC921-SV (mirror-image)

Recommended accessories: each €

Lighting

2 panel lights	LSD2
1 niche light	LN228
1 transformer, 30 watt	LEVG30
1 radio remote control	FKS4

General accessories

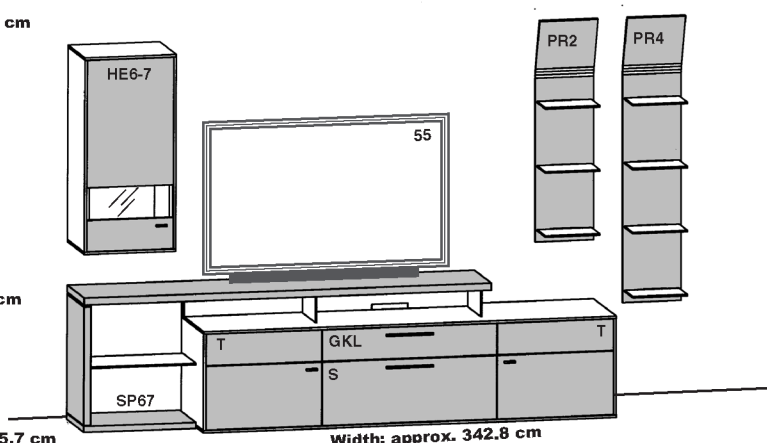
For article descriptions and energy-efficiency information, see Accessories on p. 42-45

Height: 198.2 cm

Height: 76.2 cm

Depth: 41.2-55.7 cm

Width: approx. 342.8 cm



Order no. MC917 (as shown)
PG 1 €

MC917-SV (mirror-image)

Recommended accessories: each €

Lighting

2 panel lights	LSD2
1 spotlight for display unit	LST2
1 niche light	LN228
1 transformer, 30 watt	LEVG30
1 radio remote control	FKS4

General accessories

1 accent rear panel for display unit	RW72-49
--------------------------------------	---------

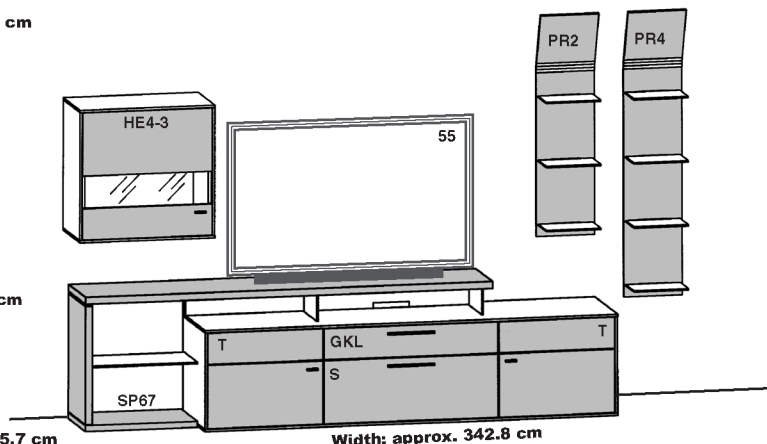
For article descriptions and energy-efficiency information, see Accessories on p. 42-45

Height: 198.2 cm

Height: 76.2 cm

Depth: 41.2-55.7 cm

Width: approx. 342.8 cm



Order no. MC919 (as shown)
PG 1 €

MC919-SV (mirror-image)

Recommended accessories: each €

Lighting

2 panel lights	LSD2
1 spotlight for display unit	LST2
1 niche light	LN228
1 transformer, 30 watt	LEVG30
1 radio remote control	FKS4

General accessories

1 accent rear panel for display unit	RW72-73
--------------------------------------	---------

For article descriptions and energy-efficiency information, see Accessories on p. 42-45

Combinations

Prices excluding lighting and accessories

Dimensions in cm directly beside the corresponding picture.

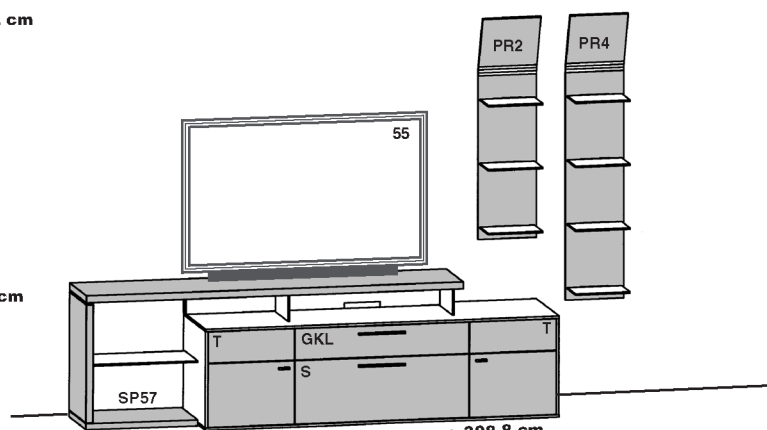
= Lacquered front
 = Wooden front
 = Sound front
T = Door S = Drawer ST = Sound door GKL = Device cover SKL = Sound cover

Height: 198.2 cm

Height: 76.2 cm

Depth: 41.2-55.7 cm

Width: approx. 308.8 cm



Order no. MC937 (as shown)
PG 1 €

MC937-SV (mirror-image)

Recommended accessories: each €

Lighting

2 panel lights	LSD2
1 niche light	LN195
1 transformer, 30 watt	LEVG30
1 radio remote control	FKS4

General accessories

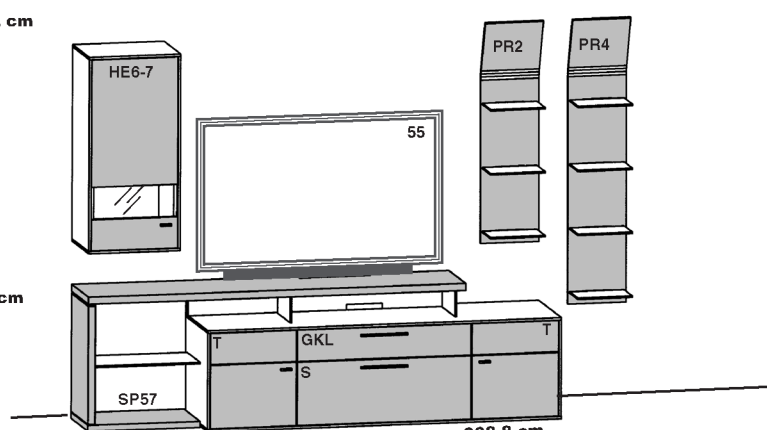
For article descriptions and energy-efficiency information, see Accessories on p. 42-45

Height: 198.2 cm

Height: 76.2 cm

Depth: 41.2-55.7 cm

Width: approx. 308.8 cm



Order no. MC932 (as shown)
PG 1 €

MC932-SV (mirror-image)

Recommended accessories: each €

Lighting

2 panel lights	LSD2
1 spotlight for display unit	LST2
1 niche light	LN195
1 transformer, 30 watt	LEVG30
1 radio remote control	FKS4

General accessories

1 accent rear panel for display unit	RW72-49
--------------------------------------	---------

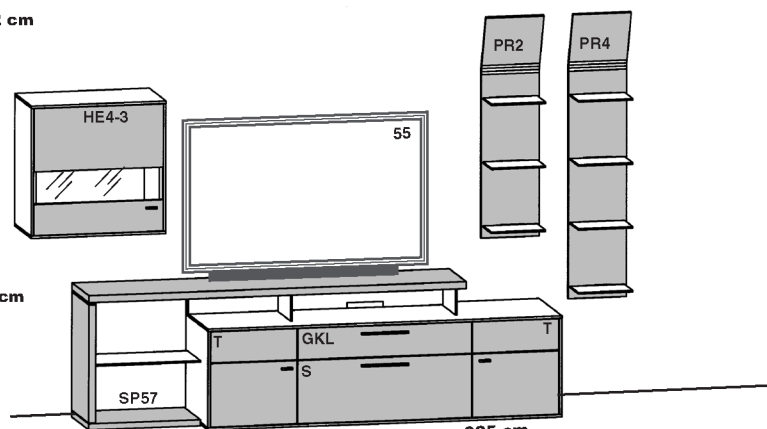
For article descriptions and energy-efficiency information, see Accessories on p. 42-45

Height: 198.2 cm

Height: 76.2 cm

Depth: 41.2-55.7 cm

Width: approx. 325 cm



Order no. MC933 (as shown)
PG 1 €

MC933-SV (mirror-image)

Recommended accessories: each €

Lighting

2 panel lights	LSD2
1 spotlight for display unit	LST2
1 niche light	LN195
1 transformer, 30 watt	LEVG30
1 radio remote control	FKS4

General accessories

1 accent rear panel for display unit	RW72-73
--------------------------------------	---------

For article descriptions and energy-efficiency information, see Accessories on p. 42-45

Base elements, 2 increments Height: 39.8 cm, depth: 55.7 cm



Base elements with 2 cm gliders

Lowboards, 2 increments Height: 46.6 cm, depth: 55.7 cm

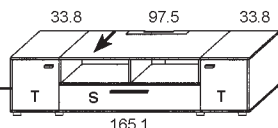


Lowboards with 8.8 cm plinth

T = Door S = Drawer ST = Sound door GKL = Device cover SKL = Sound cover

= **Wooden front** = **Lacquered front** = **Glass front** = **Sound front**

Width 165.1 cm →

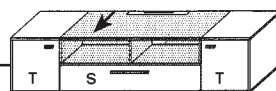


(Base element) (Lowboard)

Order no.
PG 1 €

U2-1

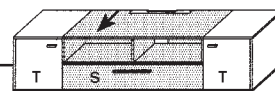
LB2-1



(Base element) (Lowboard)

U2-2

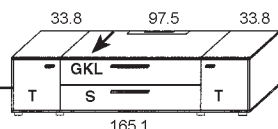
LB2-2



(Base element) (Lowboard)

U2-3

LB2-3

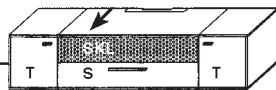


(Base element) (Lowboard)

Order no.
PG 1 €

U2-101

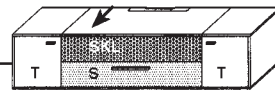
LB2-101



(Base element) (Lowboard)

U2-102

LB2-102

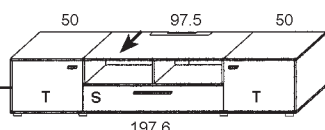


(Base element) (Lowboard)

U2-103

LB2-103

Width 197.6 cm →



(Base element) (Lowboard)

Order no.
PG 1 €

U2-31

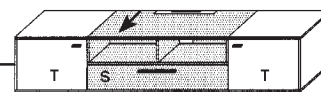
LB2-31



(Base element) (Lowboard)

U2-32

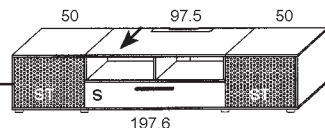
LB2-32



(Base element) (Lowboard)

U2-33

LB2-33

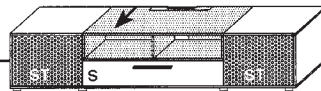


(Base element) (Lowboard)

Order no.
PG 1 €

U2-51

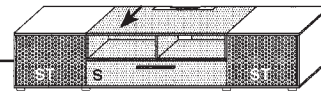
LB2-51



(Base element) (Lowboard)

U2-52

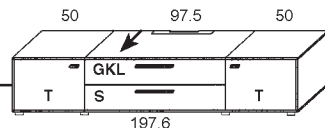
LB2-52



(Base element) (Lowboard)

U2-53

LB2-53

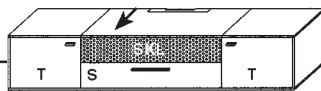


(Base element) (Lowboard)

Order no.
PG 1 €

U2-131

LB2-131



(Base element) (Lowboard)

U2-132

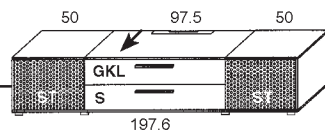
LB2-132



(Base element) (Lowboard)

U2-133

LB2-133

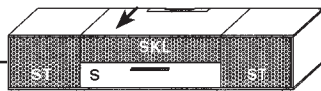


(Base element) (Lowboard)

Order no.
PG 1 €

U2-151

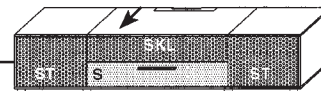
LB2-151



(Base element) (Lowboard)

U2-152

LB2-152



(Base element) (Lowboard)

U2-153

LB2-153

Base elements, 2 increments Height: 39.8 cm, depth: 55.7 cm



Base elements with 2 cm gliders

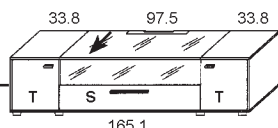
Lowboards, 2 increments Height: 46.6 cm, depth: 55.7 cm



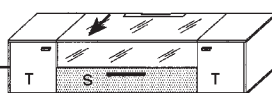
Lowboards with 8.8 cm plinth

For TV pedestals and additional accessories, see page 42-45

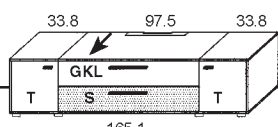
Width 165.1 cm →



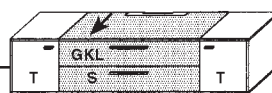
(Base element) (Lowboard)
U2-4 LB2-4



(Base element) (Lowboard)
U2-5 LB2-5

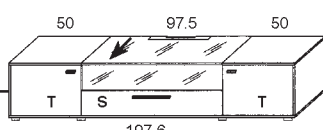


(Base element) (Lowboard)
U2-104 LB2-104

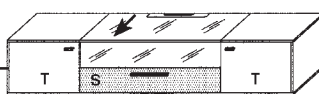


(Base element) (Lowboard)
U2-106 LB2-106

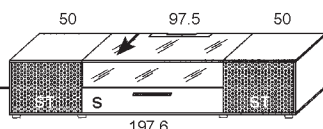
Width 197.6 cm →



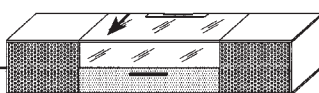
(Base element) (Lowboard)
U2-34 LB2-34



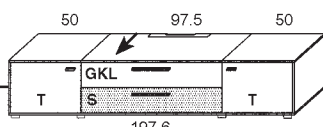
(Base element) (Lowboard)
U2-35 LB2-35



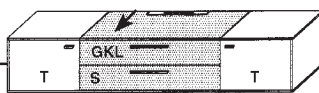
(Base element) (Lowboard)
U2-54 LB2-54



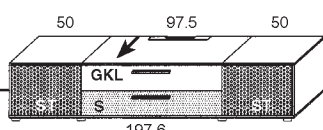
(Base element) (Lowboard)
U2-55 LB2-55



(Base element) (Lowboard)
U2-134 LB2-134



(Base element) (Lowboard)
U2-136 LB2-136



(Base element) (Lowboard)
U2-154 LB2-154



(Base element) (Lowboard)
U2-156 LB2-156

Base elements, 3 increments Height: 57.4 cm, depth: 55.7 cm



Base elements with 2 cm gliders

Lowboards, 3 increments Height: 64.2 cm, depth: 55.7 cm

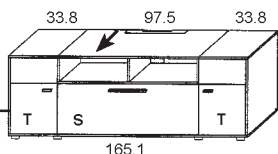


Lowboards with 8.8 cm plinth

T = Door S = Drawer ST = Sound door GKL = Device cover SKL = Sound cover

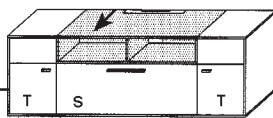
= **Wooden front** = **Lacquered front** = **Glass front** = **Sound front**

Width 165.1 cm →



(Base element) (Lowboard)

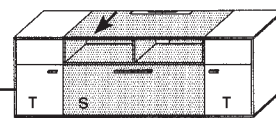
Order no. U3-1
PG 1 €



(Base element) (Lowboard)

Order no. U3-2

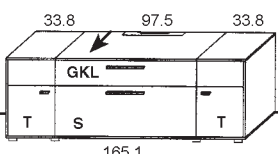
LB3-2



(Base element) (Lowboard)

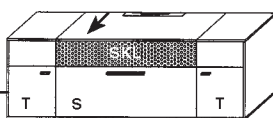
Order no. U3-3

LB3-3



(Base element) (Lowboard)

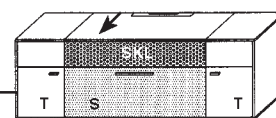
Order no. U3-101
PG 1 €



(Base element) (Lowboard)

Order no. U3-102

LB3-102

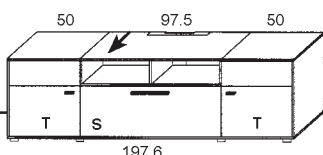


(Base element) (Lowboard)

Order no. U3-103

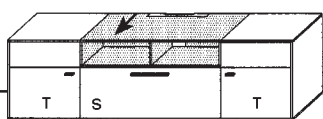
LB3-103

Width 197.6 cm →



(Base element) (Lowboard)

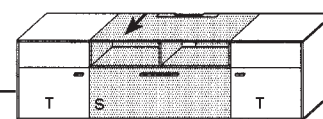
Order no. U3-31
PG 1 €



(Base element) (Lowboard)

Order no. U3-32

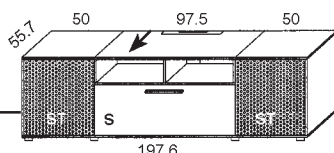
LB3-32



(Base element) (Lowboard)

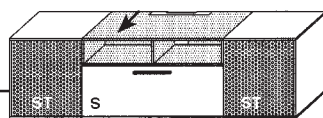
Order no. U3-33

LB3-33



(Base element) (Lowboard)

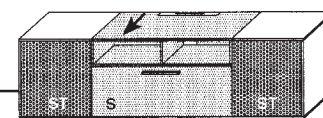
Order no. U3-51
PG 1 €



(Base element) (Lowboard)

Order no. U3-52

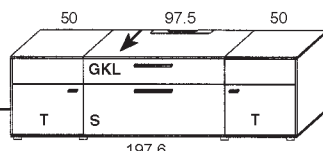
LB3-52



(Base element) (Lowboard)

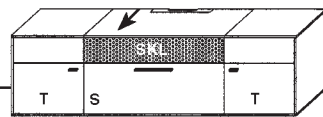
Order no. U3-53

LB3-53



(Base element) (Lowboard)

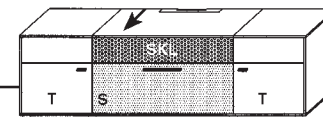
Order no. U3-131
PG 1 €



(Base element) (Lowboard)

Order no. U3-132

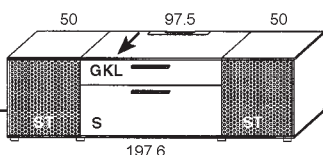
LB3-132



(Base element) (Lowboard)

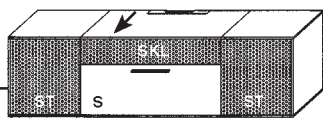
Order no. U3-133

LB3-133



(Base element) (Lowboard)

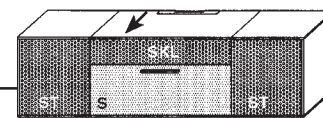
Order no. U3-151
PG 1 €



(Base element) (Lowboard)

Order no. U3-152

LB3-152



(Base element) (Lowboard)

Order no. U3-153

LB3-153

Base elements, 3 increments Height: 57.4 cm, depth: 55.7 cm



Base elements with 2 cm gliders

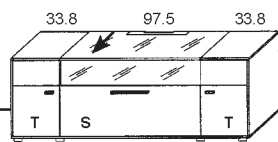
Lowboards, 3 increments Height: 64.2 cm, depth: 55.7 cm



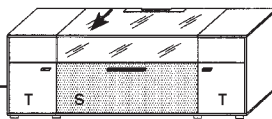
Lowboards with 8.8 cm plinth

For TV pedestals and additional accessories, see page 42-45

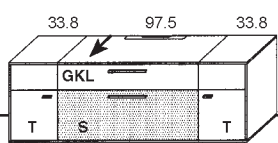
Width 165.1 cm →



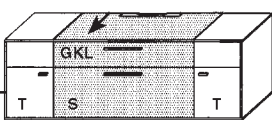
(Base element) (Lowboard)
U3-4 LB3-4



(Base element) (Lowboard)
U3-5 LB3-5

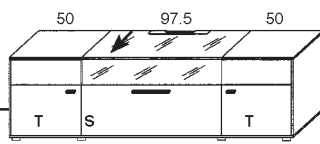


(Base element) (Lowboard)
U3-104 LB3-104

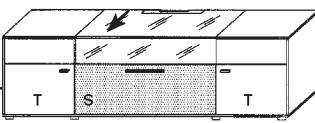


(Base element) (Lowboard)
U3-106 LB3-106

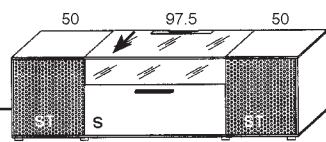
Width 197.6 cm →



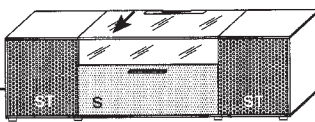
(Base element) (Lowboard)
U3-34 LB3-34



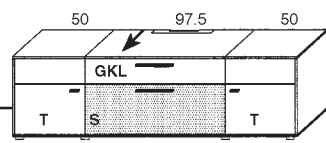
(Base element) (Lowboard)
U3-35 LB3-35



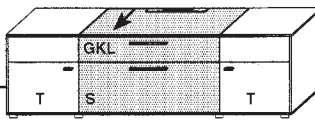
(Base element) (Lowboard)
U3-54 LB3-54



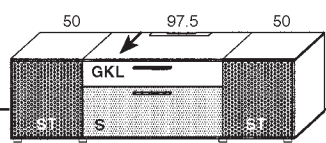
(Base element) (Lowboard)
U3-55 LB3-55



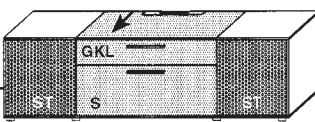
(Base element) (Lowboard)
U3-134 LB3-134



(Base element) (Lowboard)
U3-136 LB3-136



(Base element) (Lowboard)
U3-154 LB3-154



(Base element) (Lowboard)
U3-156 LB3-156

Base elements, 3 increments Width: 230.1 cm, Height: 57.4 cm, depth: 55.7 cm



Base elements with 2 cm gliders

Lowboards, 3 increments Width: 230.1 cm, Height: 64.2 cm, depth: 55.7 cm



Lowboards with 8.8 cm plinth

	= Lacquered front	T = Door
	= Wooden front	S = Drawer
	= Glass front	ST = Sound door
	= Sound front	GKL = Device cover
		SKL = Sound cover

(Base element) (Lowboard)	(Base element) (Lowboard)	(Base element) (Lowboard)
Order no. U3-61 LB3-61	Order no. U3-62 LB3-62	Order no. U3-63 LB3-63

PG 1 €

(Base element) (Lowboard)	(Base element) (Lowboard)	(Base element) (Lowboard)
Order no. U3-71 LB3-71	Order no. U3-72 LB3-72	Order no. U3-73 LB3-73

PG 1 €

(Base element) (Lowboard)	(Base element) (Lowboard)	(Base element) (Lowboard)
Order no. U3-81 LB3-81	Order no. U3-82 LB3-82	Order no. U3-83 LB3-83

PG 1 €

(Base element) (Lowboard)	(Base element) (Lowboard)	(Base element) (Lowboard)
Order no. U3-161 LB3-161	Order no. U3-162 LB3-162	Order no. U3-163 LB3-163

PG 1 €

(Base element) (Lowboard)	(Base element) (Lowboard)	(Base element) (Lowboard)
Order no. U3-171 LB3-171	Order no. U3-172 LB3-172	Order no. U3-173 LB3-173

PG 1 €

(Base element) (Lowboard)	(Base element) (Lowboard)	(Base element) (Lowboard)
Order no. U3-181 LB3-181	Order no. U3-182 LB3-182	Order no. U3-183 LB3-183

PG 1 €

Base elements, 3 increments Width: 230.1 cm, Height: 57.4 cm, depth: 55.7 cm



Base elements with 2 cm gliders

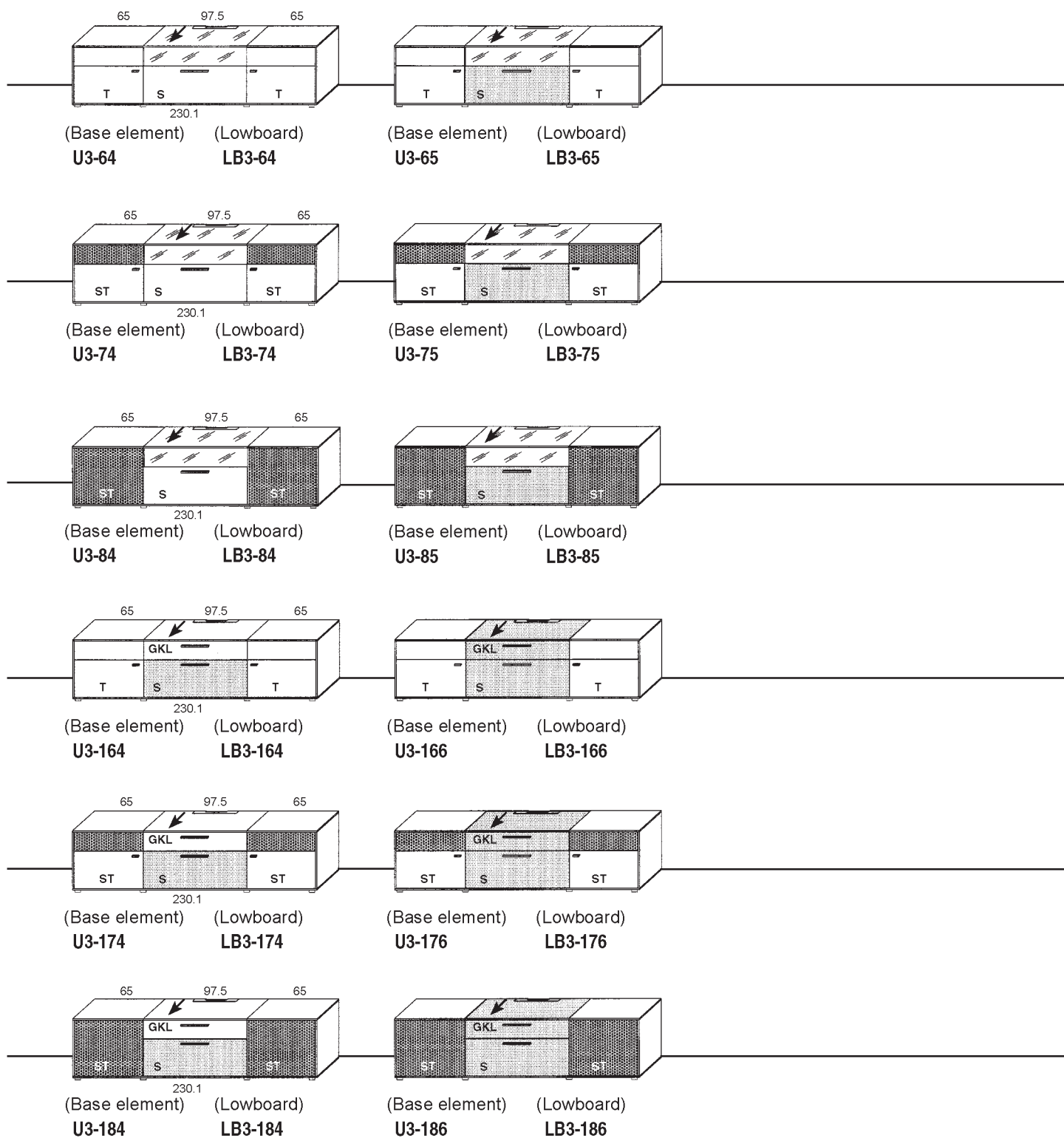
Lowboards, 3 increments Width: 230.1 cm, Height: 64.2 cm, depth: 55.7 cm



Lowboards with 8.8 cm plinth

Other dimensions are specified in cm on the drawing.

For TV pedestals and additional accessories, see page 42-45



Base elements, 3 increments Width: 230.1 cm, Height: 57.4 cm, depth: 55.7 cm



Base elements with 2 cm gliders

Lowboards, 3 increments Width: 230.1 cm, Height: 64.2 cm, depth: 55.7 cm



Lowboards with 8.8 cm plinth

	= Lacquered front	T = Door
	= Wooden front	S = Drawer
	= Glass front	ST = Sound door
	= Sound front	GKL = Device cover
		SKL = Sound cover

Other dimensions are specified in cm on the drawing.

For TV pedestals and additional accessories, see page 42-45





(Base element) (Lowboard)	(Base element) (Lowboard)	(Base element) (Lowboard)
Order no. U3-261 LB3-261	Order no. U3-262 LB3-262	Order no. U3-263 LB3-263
PG 1 €		

(Base element) (Lowboard)	(Base element) (Lowboard)
Order no. U3-264 LB3-264	Order no. U3-266 LB3-266
PG 1 €	

(Base element) (Lowboard)	(Base element) (Lowboard)	(Base element) (Lowboard)
Order no. U3-281 LB3-281	Order no. U3-282 LB3-282	Order no. U3-283 LB3-283
PG 1 €		

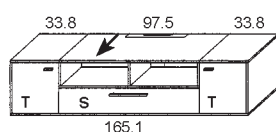
(Base element) (Lowboard)	(Base element) (Lowboard)
Order no. U3-284 LB3-284	Order no. U3-286 LB3-286
PG 1 €	

2-increment top elements for angled panels Width: 165.1 cm, height: 37.8 cm, depth: 55.7 cm

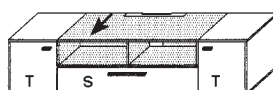
	= Lacquered front	T = Door
	= Wooden front	S = Drawer
	= Glass front	ST = Sound door
	= Sound front	GKL = Device cover
		SKL = Sound cover

Other dimensions are specified in cm on the drawing.

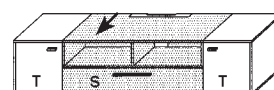
For TV pedestals and additional accessories, see page 42-45



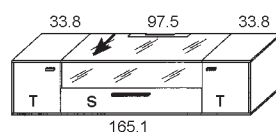
Order no. A2-1
PG 1 €



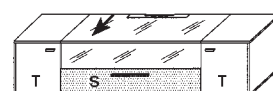
A2-2



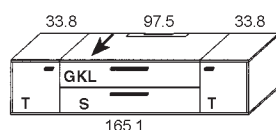
A2-3



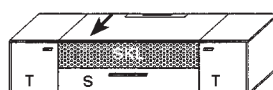
Order no. A2-4
PG 1 €



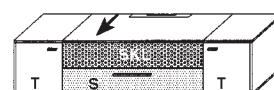
A2-5



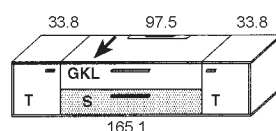
Order no. A2-101
PG 1 €



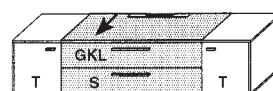
A2-102



A2-103



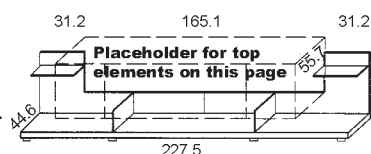
Order no. A2-104
PG 1 €



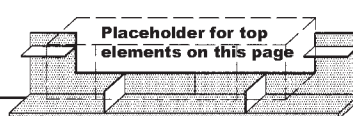
A2-106

Angled panels

Overall height 58
Panel height 47.9
Niche height 14.3







Order no. PS2-1
PG 1 €

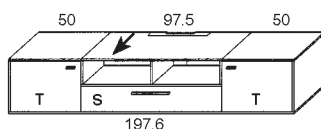


PS2-2

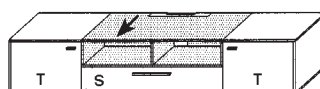
2-increment top elements for angled panels Width: 197.6 cm, height: 37.8 cm, depth: 55.7 cm

	= Lacquered front	T = Door
	= Wooden front	S = Drawer
	= Glass front	ST = Sound door
	= Sound front	GKL = Device cover
		SKL = Sound cover

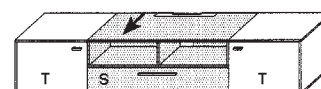
Other dimensions are specified in cm on the drawing.



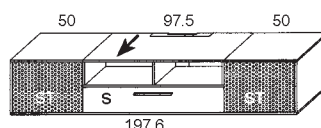
Order no. A2-31
PG 1 €



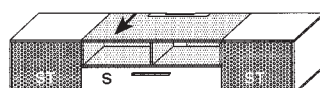
A2-32



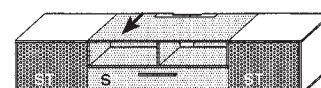
A2-33



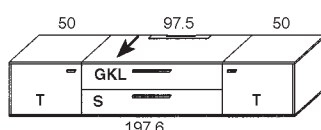
Order no. A2-51
PG 1 €



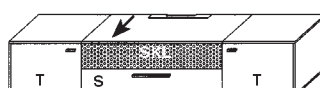
A2-52



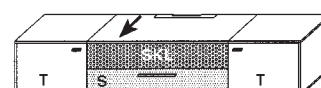
A2-53



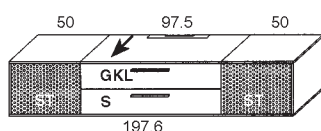
Order no. A2-131
PG 1 €



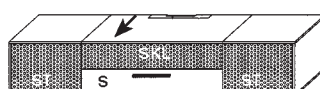
A2-132



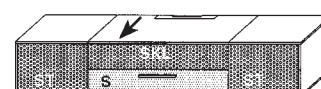
A2-133



Order no. A2-151
PG 1 €

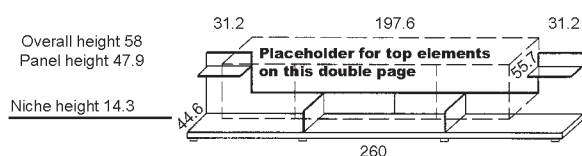


A2-152

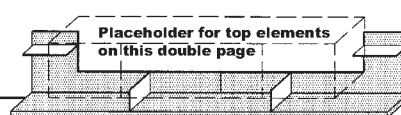


A2-153

Angled panels



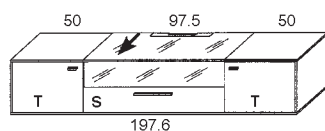
Order no. PS2-6
PG 1 €



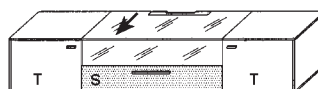
PS2-7

Other dimensions are specified in cm on the drawing.

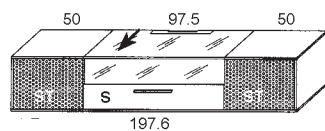
For TV pedestals and additional accessories, see page 42-45




A2-34



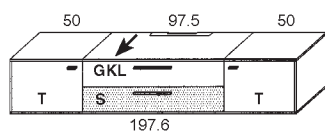
A2-35



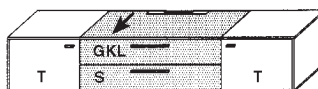
A2-54



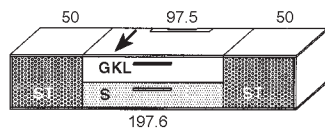
A2-55



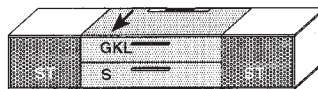
A2-134



A2-136







A2-154

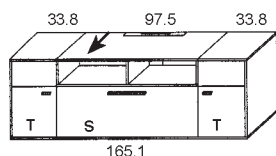


A2-156

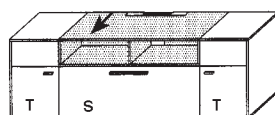
3-increment top elements for angled panels Width: 165.1 cm, height: 55.4 cm, depth: 55.7 cm

	= Lacquered front	T = Door
	= Wooden front	S = Drawer
	= Glass front	ST = Sound door
	= Sound front	GKL = Device cover
		SKL = Sound cover

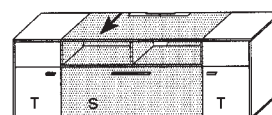
Other dimensions are specified in cm on the drawing.



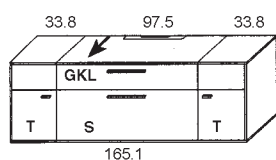
Order no. A3-1
PG 1 €



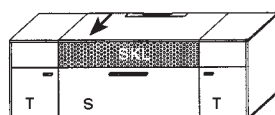
A3-2



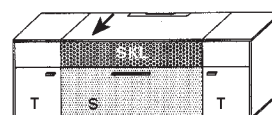
A3-3



Order no. A3-101
PG 1 €



A3-102

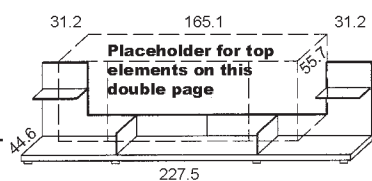


A3-103


Angled panels

Overall height 75.6
Panel height 56.7

Niche height 14.3



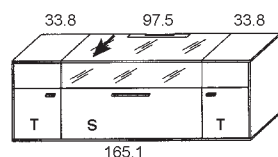
Order no. PS3-1
PG 1 €



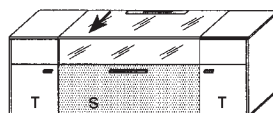
PS3-2

Other dimensions are specified in cm on the drawing.

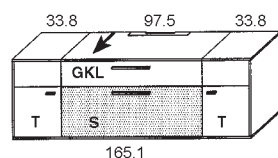
For TV pedestals and additional accessories, see page 42-45



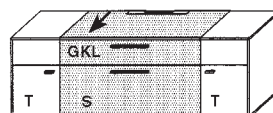
A3-4



A3-5



A3-104




A3-106

3-increment top elements for angled panels Width: 197.6 cm, height: 55.4 cm, depth: 55.7 cm

 = Lacquered front

 = Wooden front

 = Glass front

 = Sound front

T = Door

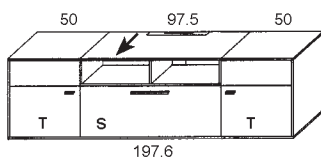
S = Drawer

ST = Sound door

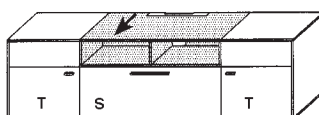
GKL = Device cover

SKL = Sound cover

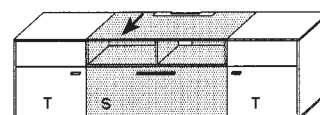
Other dimensions are specified in cm on the drawing.



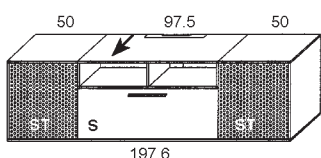
Order no. A3-31
PG 1 €



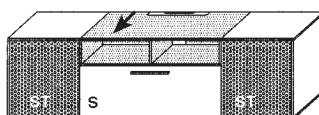
A3-32



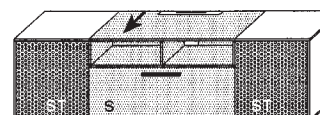
A3-33



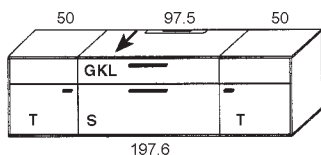
Order no. A3-51
PG 1 €



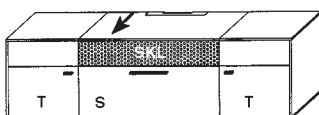
A3-52



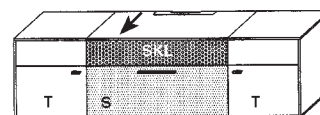
A3-53



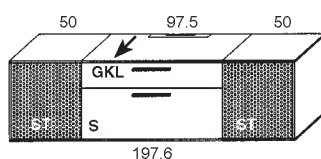
Order no. A3-131
PG 1 €



A3-132



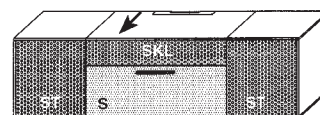
A3-133



Order no. A3-151
PG 1 €



A3-152

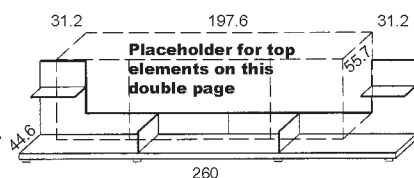


A3-153

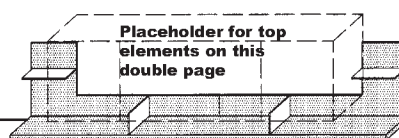
Angled panels

Overall height 75.6
Panel height 56.7

Niche height 14.3



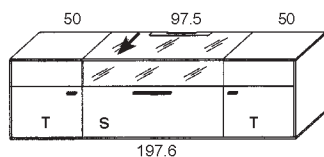
Order no. PS3-6
PG 1 €



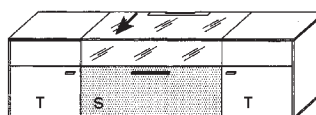
PS3-7

Other dimensions are specified in cm on the drawing.

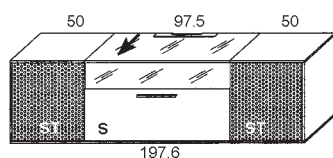
For TV pedestals and additional accessories, see page 42-45




A3-34



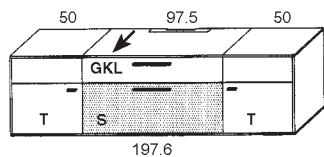
A3-35



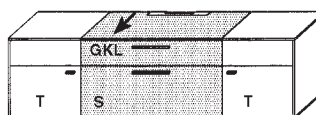
A3-54



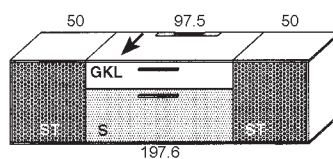
A3-55



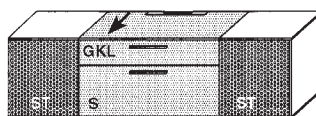
A3-134



A3-136

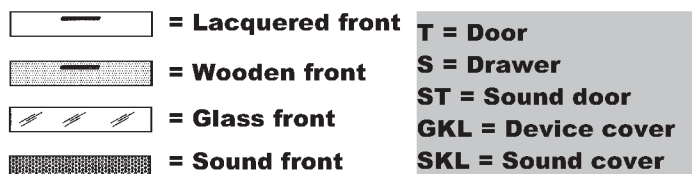


A3-154

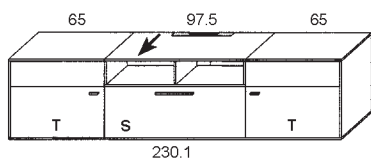


A3-156

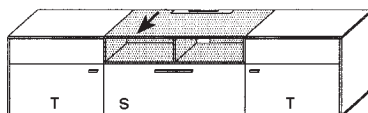
3-increment top elements for angled panels Width: 230.1 cm, height: 55.4 cm, depth: 55.7 cm



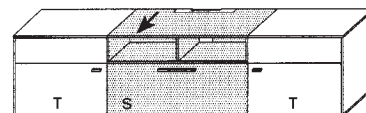
Other dimensions are specified in cm on the drawing.



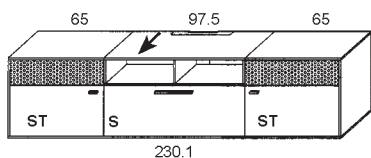
Order no. A3-61
PG 1 €



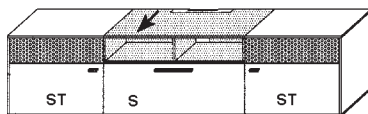
A3-62



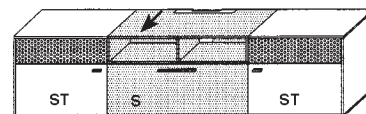
A3-63



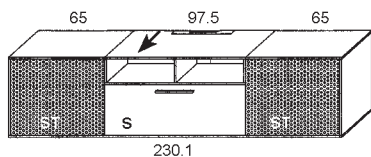
Order no. A3-71
PG 1 €



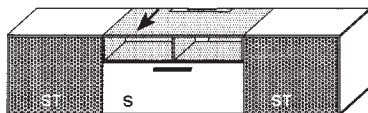
A3-72



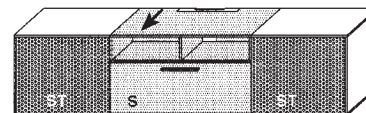
A3-73



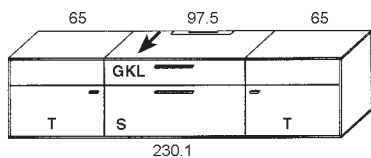
Order no. A3-81
PG 1 €



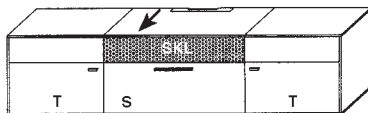
A3-82



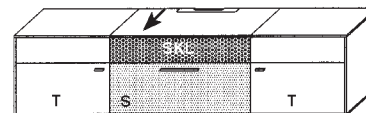
A3-83



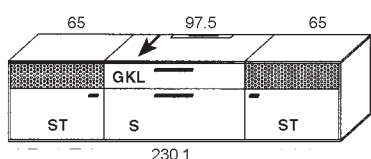
Order no. A3-161
PG 1 €



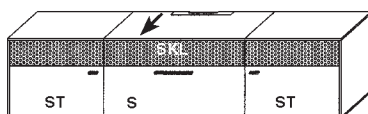
A3-162



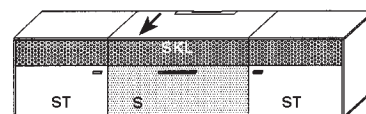
A3-163



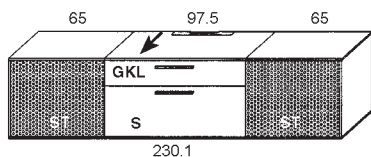
Order no. A3-171
PG 1 €



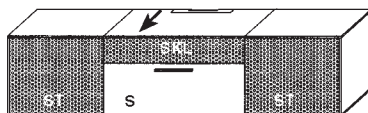
A3-172



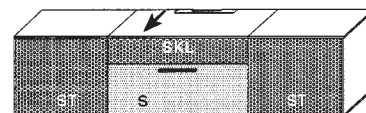
A3-173



Order no. A3-181
PG 1 €



A3-182

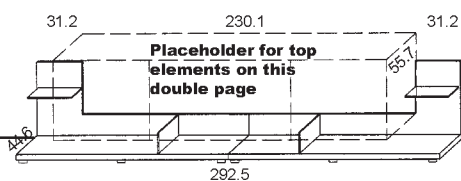


A3-183

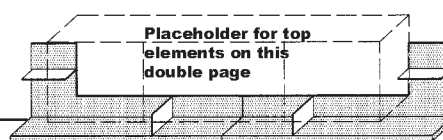
Angled panels

Overall height 75.6
Panel height 56.7

Niche height 14.3



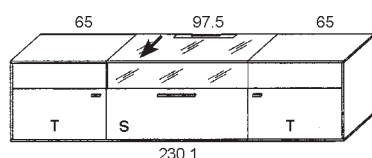
Order no. PS3-21
PG 1 €



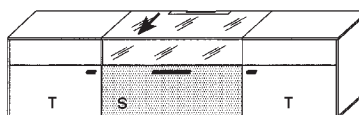
PS3-22

Other dimensions are specified in cm on the drawing.

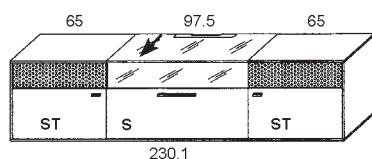
For TV pedestals and additional accessories, see page 42-45



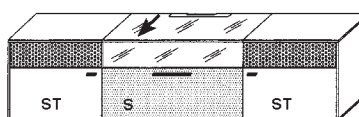
A3-64



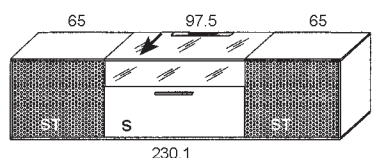
A3-65



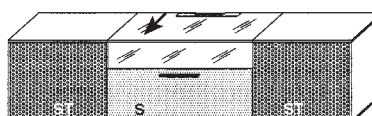
A3-74



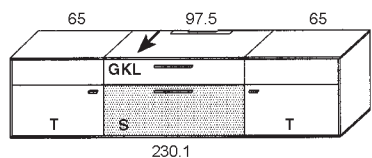
A3-75



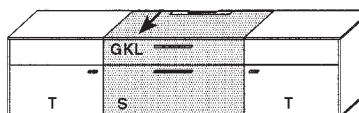
A3-84



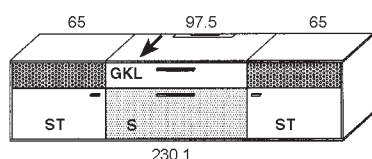
A3-85



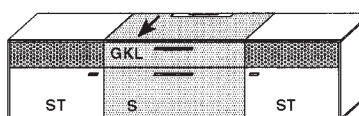
A3-164



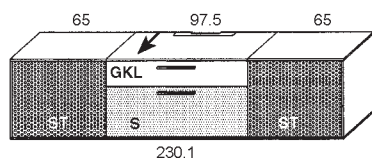
A3-166



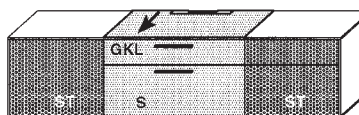
A3-174



A3-176







A3-184

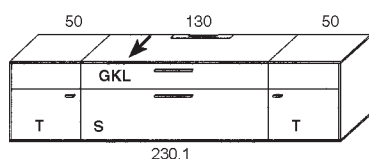


A3-186

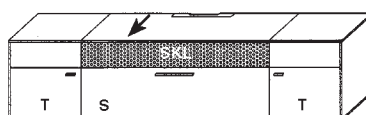
3-increment top elements for angled panels Width: 230.1 cm, height: 55.4 cm, depth: 55.7 cm

	= Lacquered front	T = Door
	= Wooden front	S = Drawer
	= Glass front	ST = Sound door
	= Sound front	GKL = Device cover
		SKL = Sound cover

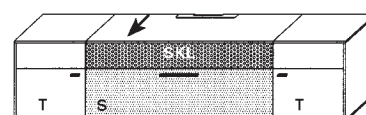
Other dimensions are specified in cm on the drawing.



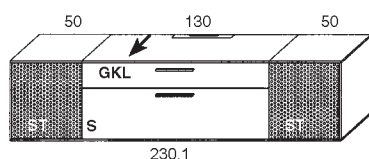
Order no. A3-261
PG 1 €



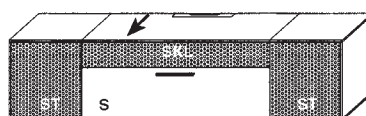
A3-262



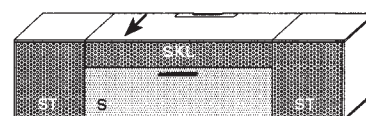
A3-263



Order no. A3-281
PG 1 €



A3-282

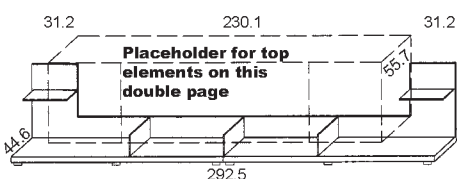


A3-283

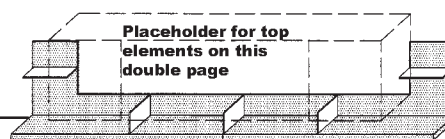
Angled panels

Overall height 75.6
Panel height 56.7

Niche height 14.3



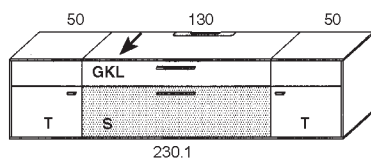
Order no. PS3-31
PG 1 €



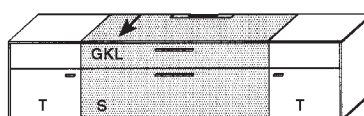
PS3-32

Other dimensions are specified in cm on the drawing.

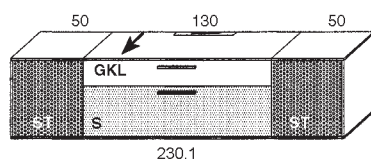
For TV pedestals and additional accessories, see page 42-45



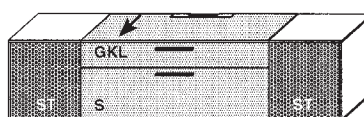
A3-264



A3-266







A3-284



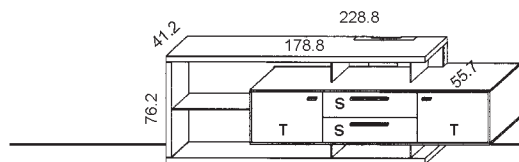
A3-286

4-increment supporting-section elements Width: 228.8 cm, height: 76.2 cm, depth: 41.2/55.7 cm

	= Lacquered front	T = Door
	= Wooden front	S = Drawer
	= Glass front	ST = Sound door
	= Sound front	GKL = Device cover
		SKL = Sound cover

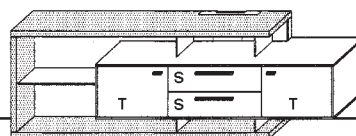
Other dimensions are specified in cm on the drawing.

For lighting, see Accessories on page 42.



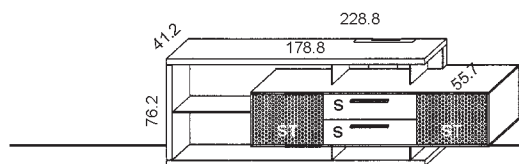
Order no. SP1(as shown)
PG 1 €

SP1-SV (mirror-image)



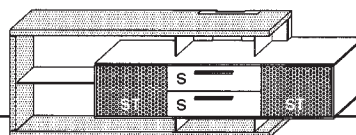
SP2 (as shown)

SP2-SV (mirror-image)



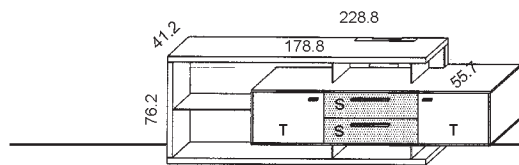
Order no. SP4(as shown)
PG 1 €

SP4-SV (mirror-image)



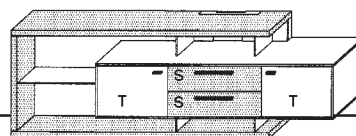
SP5(as shown)

SP5-SV (mirror-image)



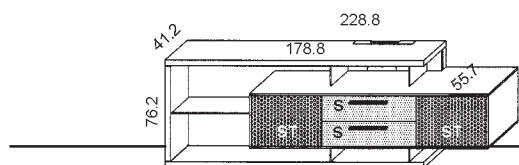
Order no. SP21(as shown)
PG 1 €

SP21-SV (mirror-image)



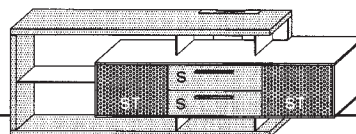
SP22(as shown)

SP22-SV (mirror-image)



Order no. SP24(as shown)
PG 1 €

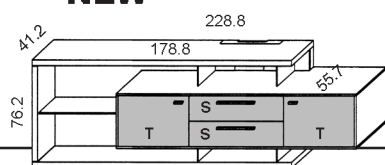
SP24-SV (mirror-image)



SP25(as shown)

SP25-SV (mirror-image)

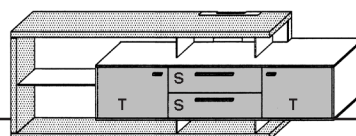
NEW



Order no. SP41 (as shown)
PG 1 €

SP41-SV(mirror-image)

NEW



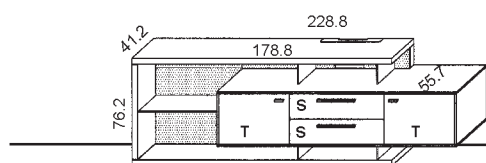
SP42 (as shown)

SP42-SV (mirror-image)

4-increment supporting-section elements Width: 228.8 cm, height: 76.2 cm, depth: 41.2/55.7 cm

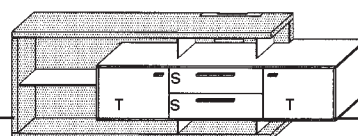
Other dimensions are specified in cm on the drawing.

Supporting-section elements cannot be combined with TV pedestals.



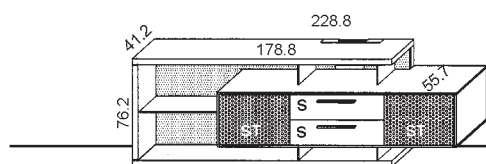
SP3 (as shown)

SP3-SV (mirror-image)



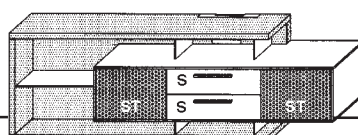
SP7(as shown)

SP7-SV (mirror-image)



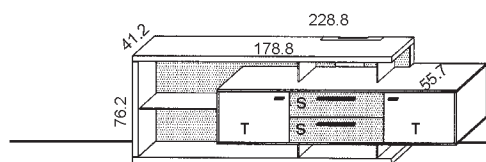
SP6(as shown)

SP6-SV (mirror-image)



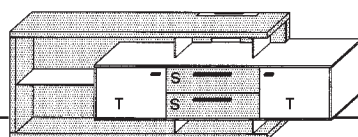
SP8(as shown)

SP8-SV (mirror-image)



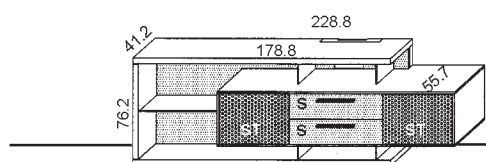
SP23(as shown)

SP23-SV (mirror-image)



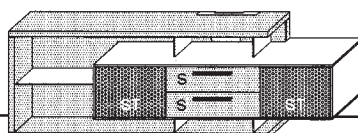
SP27

SP27-SV



SP26

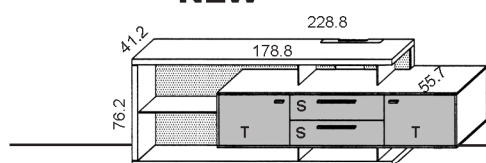
SP26-SV



SP28

SP28-SV

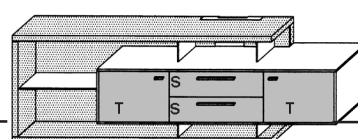
NEW



SP43 (as shown)

SP43-SV (mirror-image)





NEW



SP44(as shown)

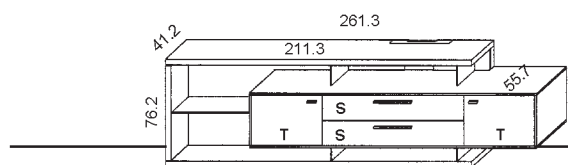
SP44-SV (mirror-image)

4-increment supporting-section elements Width: 261.3 cm, height: 76.2 cm, depth: 41.2/55.7 cm

	= Lacquered front	T = Door
	= Wooden front	S = Drawer
	= Glass front	ST = Sound door
	= Sound front	GKL = Device cover
		SKL = Sound cover

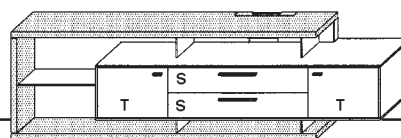
Other dimensions are specified in cm on the drawing.

For lighting, see Accessories on page 42.



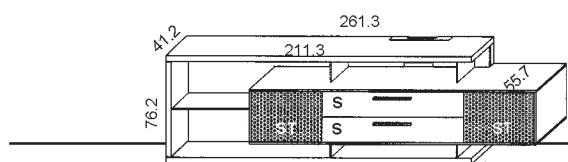
Order no. SP11(as shown)
PG 1 €

SP11-SV (mirror-image)



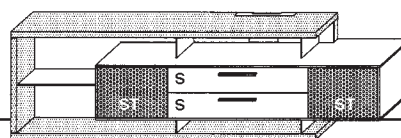
SP12(as shown)

SP12-SV (mirror-image)



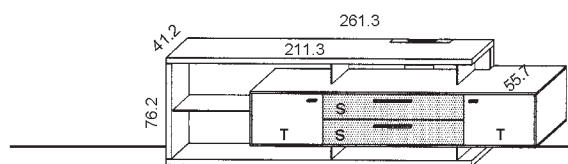
Order no. SP14 (as shown)
PG 1 €

SP14-SV (mirror-image)



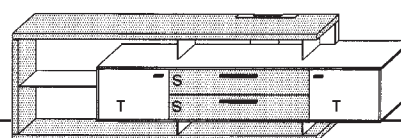
SP15(as shown)

SP15-SV (mirror-image)



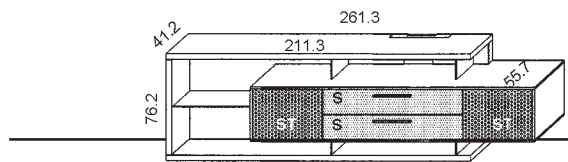
Order no. SP31 (as shown)
PG 1 €

SP31-SV (mirror-image)



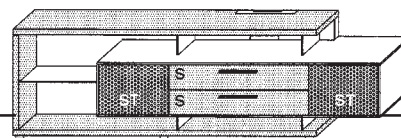
SP32(as shown)

SP32-SV (mirror-image)



Order no. SP34 (as shown)
PG 1 €

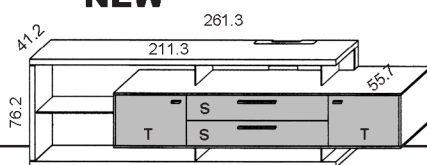
SP34-SV (mirror-image)



SP35(as shown)

SP35-SV (mirror-image)

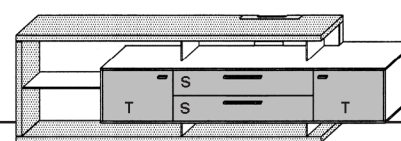
NEW



Order no. SP46(as shown)
PG 1 €

SP46-SV (mirror-image)

NEW

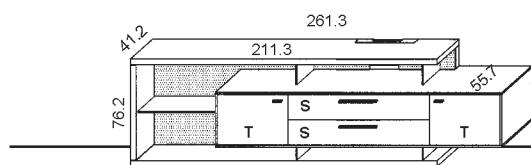


SP47(as shown)

SP47-SV (mirror-image)

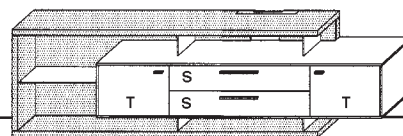
Other dimensions are specified in cm on the drawing.

Supporting-section elements cannot be combined with TV pedestals.



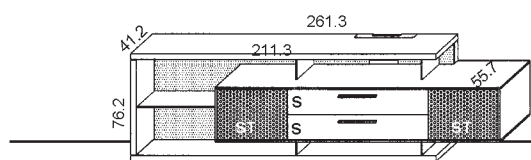
SP13(as shown)

SP13-SV (mirror-image)



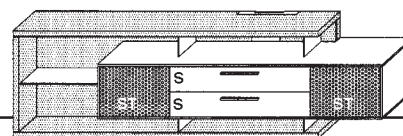
SP17(as shown)

SP17-SV (mirror-image)



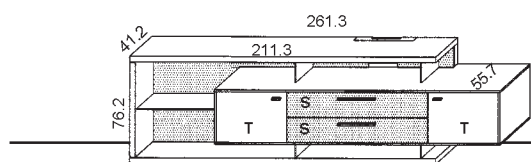
SP16 (as shown)

SP16-SV (mirror-image)



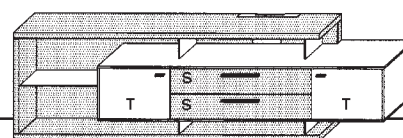
SP18(as shown)

SP18-SV (mirror-image)



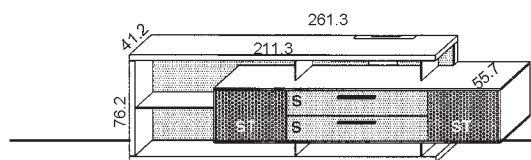
SP33 (as shown)

SP33-SV (mirror-image)



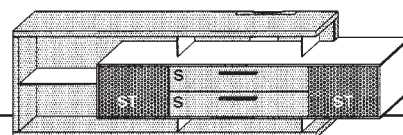
SP37 (as shown)

SP37-SV (mirror-image)



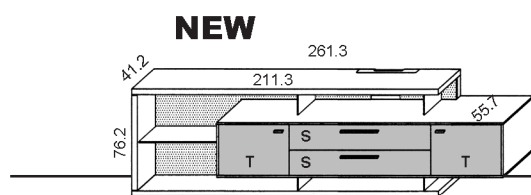
SP36 (as shown)

SP36-SV (mirror-image)



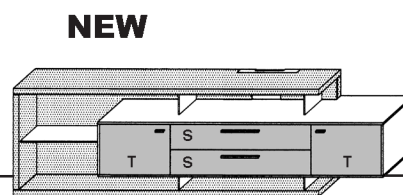
SP38 (as shown)

SP38-SV (mirror-image)



SP48 (as shown)





SP48-SV (mirror-image)



SP49(as shown)

SP49-SV(mirror-image)

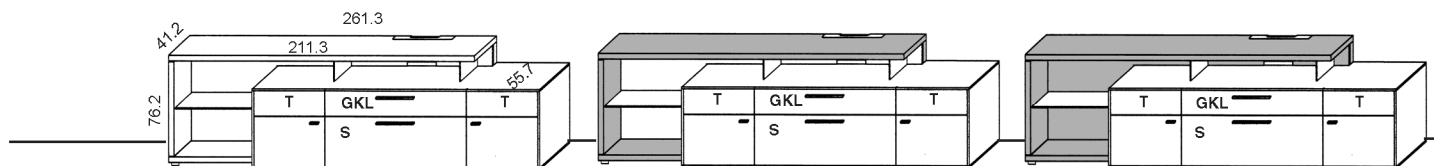
4-increment supporting-section elements Width: 261.3 cm, height: 76.2 cm, depth: 41.2/55.7 cm

	= Lacquered front	T = Door
	= Wooden front	S = Drawer
	= Glass front	ST = Sound door
	= Sound front	GKL = Device cover
		SKL = Sound cover

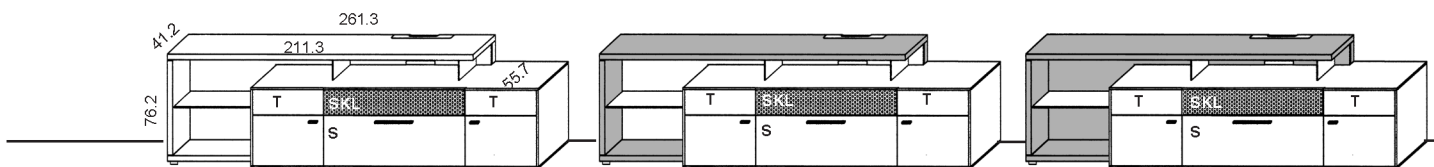
Other dimensions are specified in cm on the drawing.

For lighting, see Accessories on page 42.

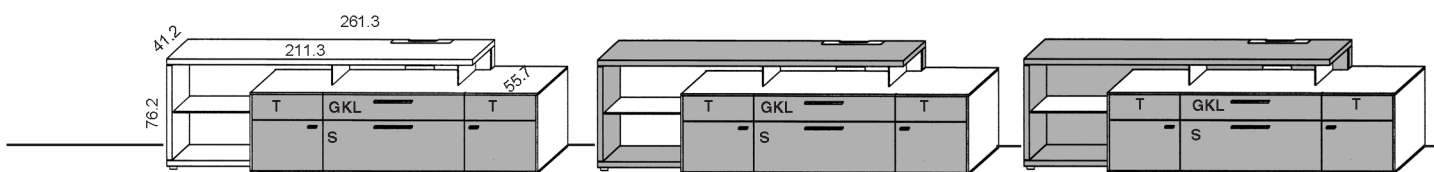
NEW



Order no. SP50 (as shown) **SP50-SV** (mirror-image) **SP51** (as shown) **SP51-SV** (mirror-image) **SP52** (as shown) **SP52-SV** (mirror-image)
PG 1 €



Order no. SP53 (as shown) **SP53-SV** (mirror-image) **SP54** (as shown) **SP54-SV** (mirror-image) **SP55** (as shown) **SP55-SV** (mirror-image)
PG 1 €



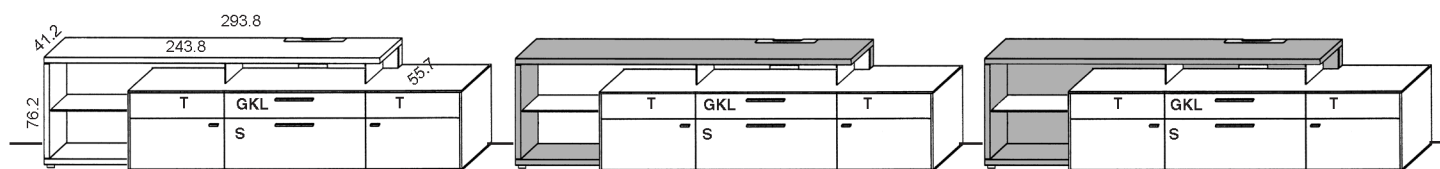
Order no. SP56 (as shown) **SP56-SV** (mirror-image) **SP57** (as shown) **SP57-SV** (mirror-image) **SP58** (as shown) **SP58-SV** (mirror-image)
PG 1 €

4-increment supporting-section elements Width: 293.8 cm, height: 76.2 cm, depth: 41.2/55.7 cm

Other dimensions are specified in cm on the drawing.

Supporting-section elements cannot be combined with TV pedestals.

NEW



SP60 (as shown)

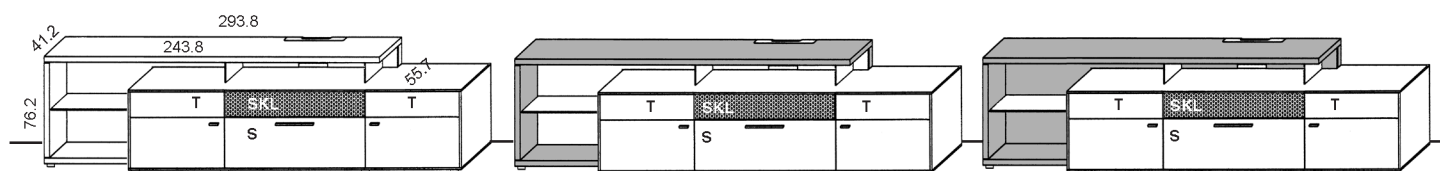
SP60-SV (mirror-image)

SP61 (as shown)

SP61-SV (mirror-image)

SP62 (as shown)

SP62-SV (mirror-image)



SP63 (as shown)

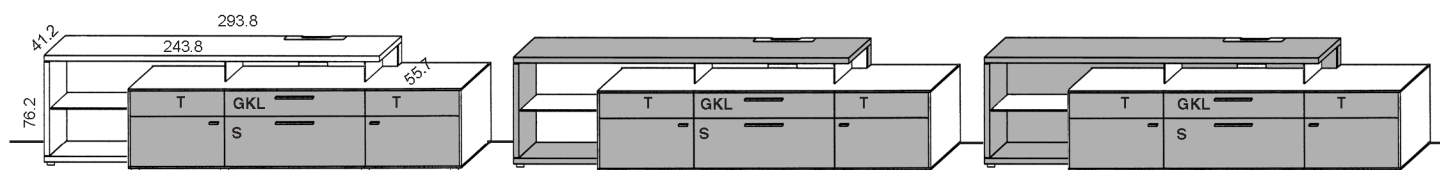
SP63-SV (mirror-image)

SP64 (as shown)

SP64-SV (mirror-image)

SP65 (as shown)

SP65-SV (mirror-image)



SP66 (as shown)

SP66-SV (mirror-image)

SP67 (as shown)

SP67-SV (mirror-image)

SP68 (as shown)

SP68-SV (mirror-image)

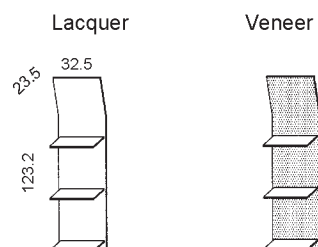
Panel shelves

Dimensions are specified in cm on the drawing.

For lighting, see Accessories on page 42.

Panel shelves, 7 increments

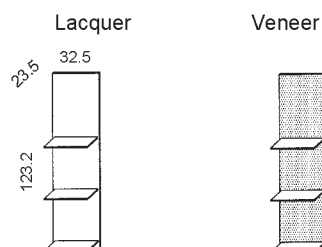
7-increment, curved



Order no. PR1
PG 1 €

PR2

7-increment, straight

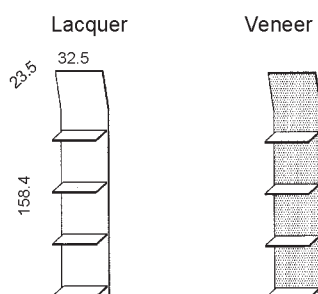


PR11

PR12

Panel shelves, 9 increments

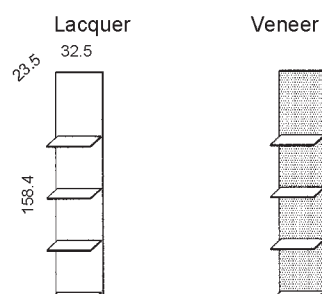
9-increment, curved



Order no. PR3
PG 1 €

PR4

9-increment, straight





PR13

PR14

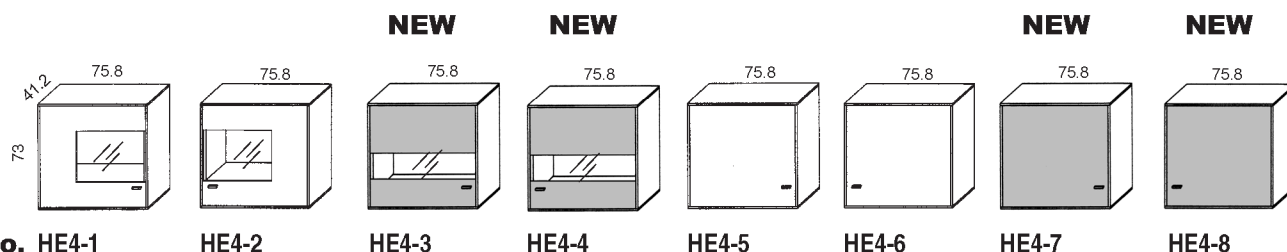
Wall units

Dimensions are specified in cm on the drawing.

T = Door S = Drawer

 = Wooden front
 = Lacquered front

Wall units, 4 increments



Order no. HE4-1

HE4-2

HE4-3

HE4-4

HE4-5

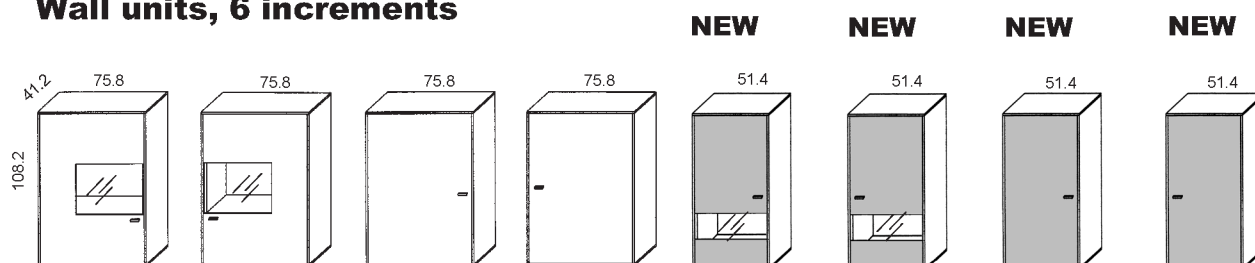
HE4-6

HE4-7

HE4-8

PG 1 €

Wall units, 6 increments



Order no. HE6-1

HE6-2

HE6-5

HE6-6

HE6-7

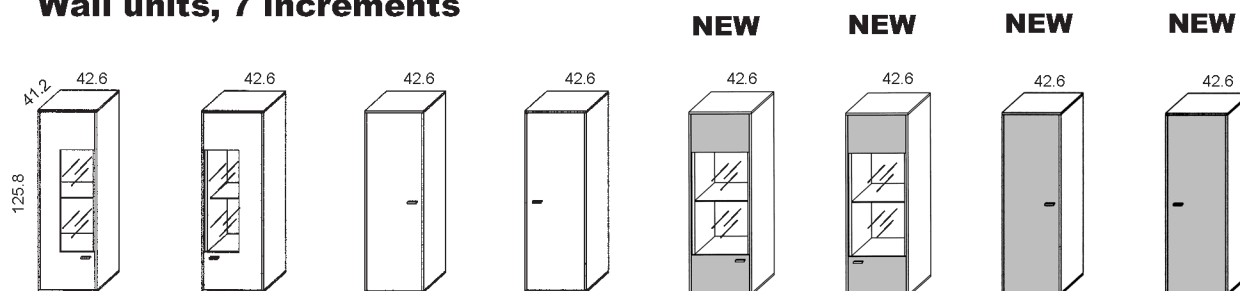
HE6-8

HE6-9

HE6-10

PG 1 €

Wall units, 7 increments



Order no. HE7-1

HE7-2

HE7-5

HE7-6

HE7-7

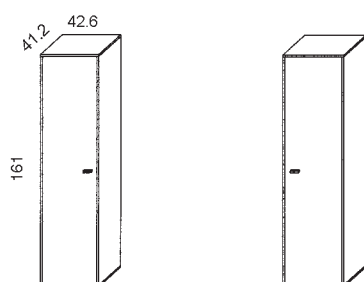
HE7-8

HE7-9

HE7-10

PG 1 €

Wall units, 9 increments



Order no. HE9-5

HE9-6

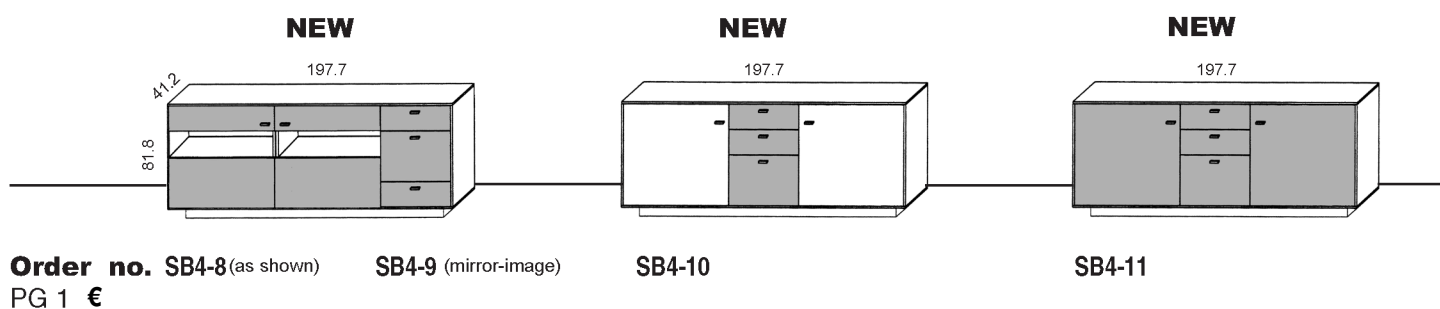
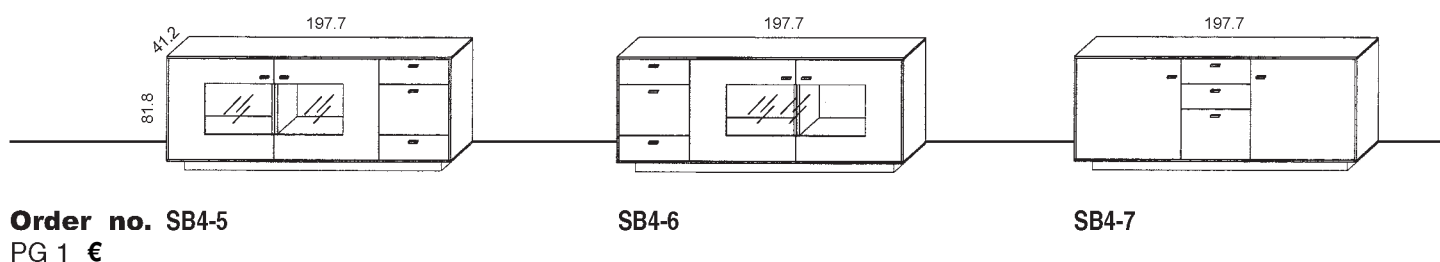
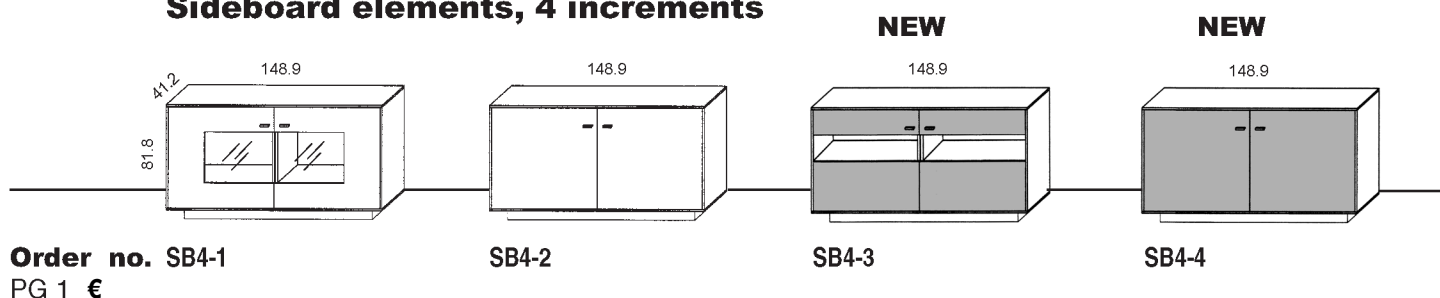
PG 1 €

Sideboard and highboard elements

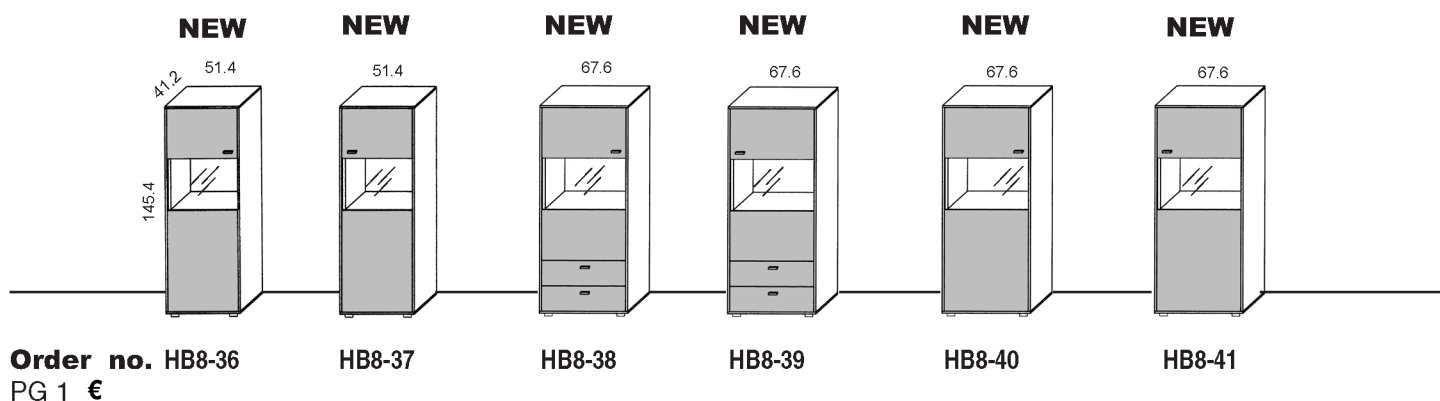
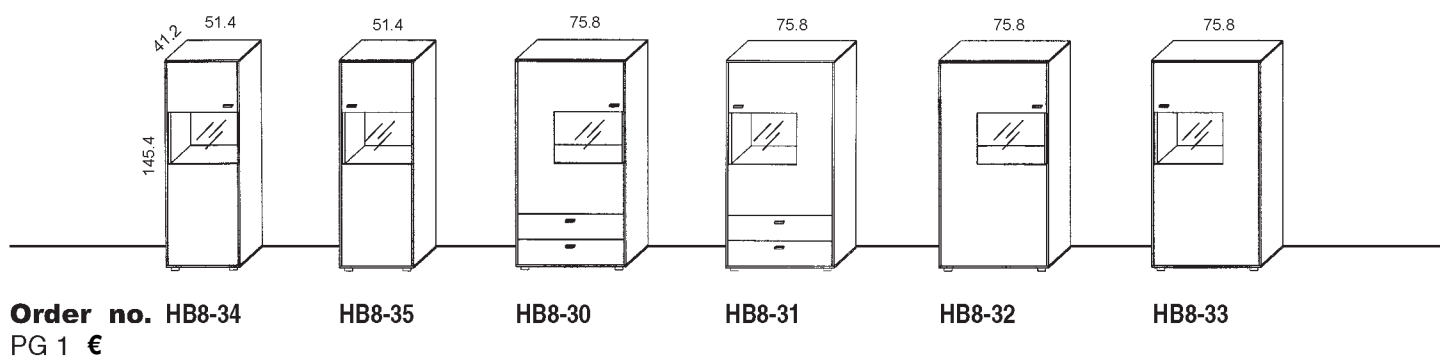
Dimensions are specified in cm on the drawing.

For lighting, see Accessories on page 42.

Sideboard elements, 4 increments





Highboard elements, 8 increments



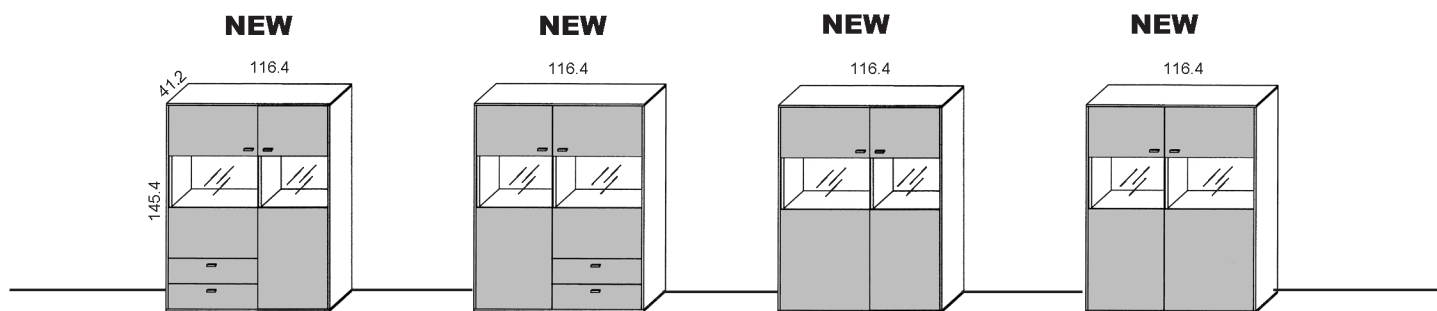
Highboard and free-standing elements

Dimensions are specified in cm on the drawing.

T = Door S = Drawer

 = Wooden front
 = Lacquered front

Highboard elements, 8 increments




Order no. HB8-5
PG 1 €

HB8-6

HB8-9

HB8-10

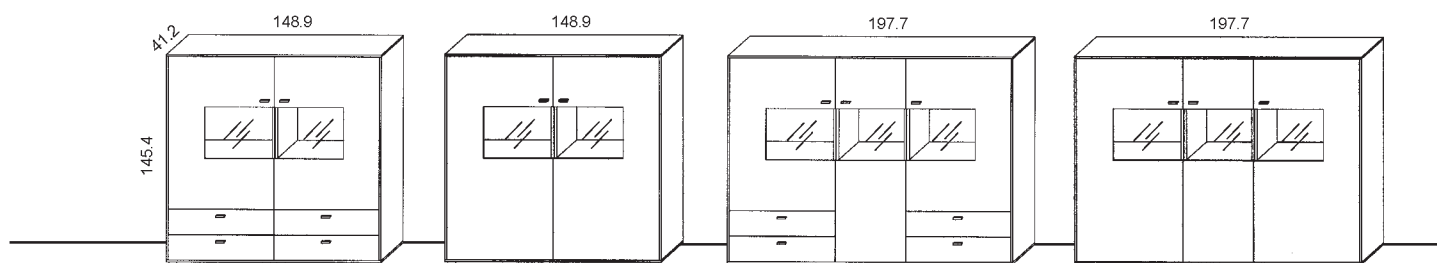


Order no. HB8-1
PG 1 €

HB8-2

HB8-3

HB8-4



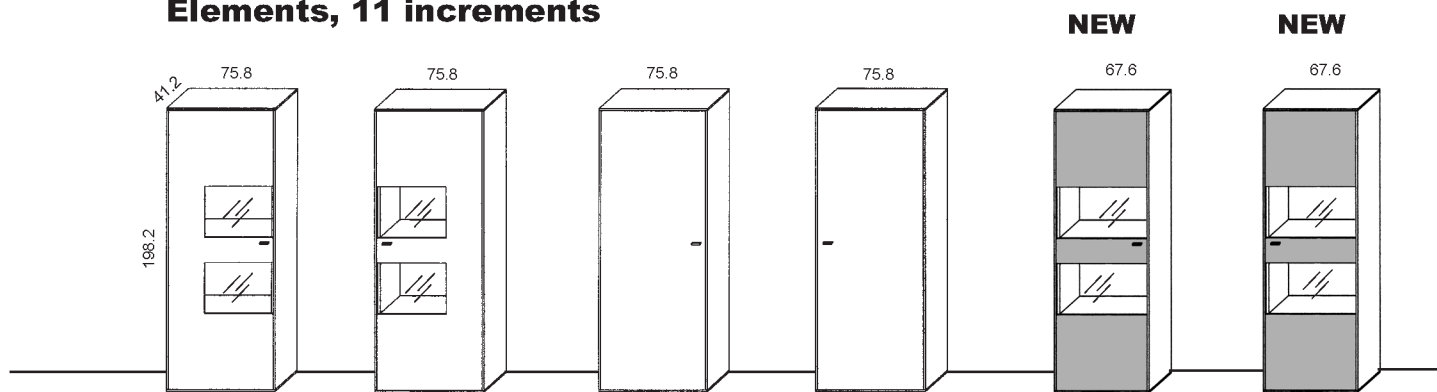
Order no. HB8-7
PG 1 €

HB8-8

HB8-17

HB8-18

Elements, 11 increments



Order no. SE11-1
PG 1 €

SE11-2

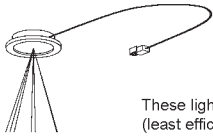
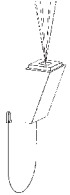
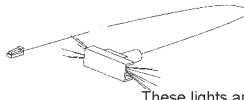




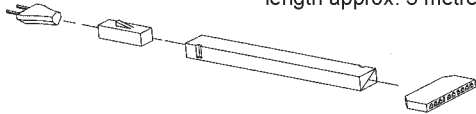
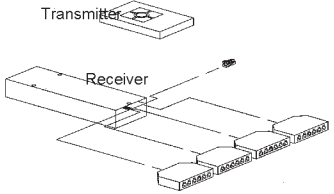
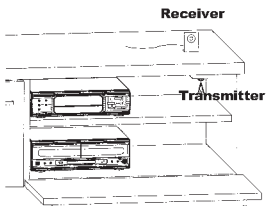
SE11-5

SE11-6

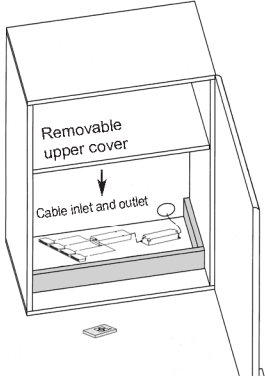
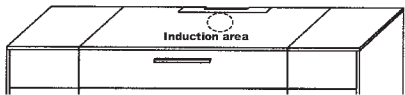


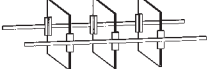
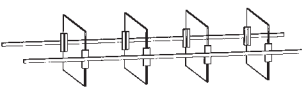
SE11-3

SE11-4

Accessories

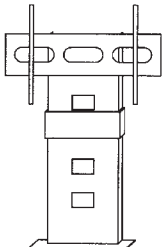
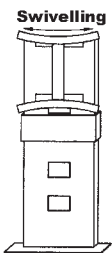
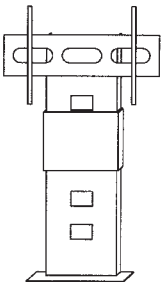
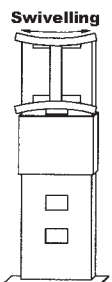
Article	Order no.	€	Description
Lighting and switches			
Flush-mounted LED spotlight	LST2		 <p>For display units. 12 volt/2.6 watt, hidden cable duct, length: 4 metres. Only available with LED transformer.</p> <p>These lights are fitted with A++ to A LED bulbs, based on a scale of A++ (most efficient) to E (least efficient). The bulbs cannot be replaced.</p>
LED light for curved panels	LSD2		 <p>For curved panels. 12 volt/2 watt, hidden cable duct, length: 4 metres. Only available with LED transformer.</p> <p>These lights are fitted with A++ to A LED bulbs, based on a scale of A++ (most efficient) to E (least efficient). The bulbs cannot be replaced.</p>
LED light for straight panels	LSP1		 <p>For straight panels. 12 volt/1 watt, hidden cable duct, length: 4 metres. Only available with LED transformer.</p> <p>These lights are fitted with A++ to A LED bulbs, based on a scale of A++ (most efficient) to E (least efficient). The bulbs cannot be replaced.</p>
LED lighting for top elements, 165.1 cm wide	LN162		 <p>1 LED light, length: 155 cm, cable length: approx. 4 metres. Transformer required. 12 volt/7.5 watt.</p> <p>These lights are fitted with A++ to A LED bulbs, based on a scale of A++ (most efficient) to E (least efficient). The bulbs cannot be replaced.</p>
LED lighting for top elements, 197.6 cm wide	LN195		 <p>1 LED light, length: 190 cm, cable length: approx. 4 metres. Transformer required. 12 volt/9 watt.</p> <p>These lights are fitted with A++ to A LED bulbs, based on a scale of A++ (most efficient) to E (least efficient). The bulbs cannot be replaced.</p>
LED lighting for top elements, 230.1 cm wide	LN228		 <p>1 LED light, length: 220 cm, cable length: approx. 4 metres. Transformer required. 12 volt/10.8 watt.</p> <p>These lights are fitted with A++ to A LED bulbs, based on a scale of A++ (most efficient) to E (least efficient). The bulbs cannot be replaced.</p>
LED transformer 15 watt	LEVG15		 <p>12 volt/15 watt, suitable for max. 6 connections. Cable length approx. 5 metres, switch on the supply cable.</p>
LED transformer 30 watt	LEVG30		 <p>12 volt/30 watt, suitable for max. 10 connections. Cable length approx. 5 metres, switch on the supply cable.</p>
Radio remote control for LED lighting	FKS4		 <p>A maximum of four power circuits can be switched and dimmed using the remote control. A power circuit may contain up to six light fixtures. Normally, a 15-watt LEVG15 transformer is sufficient, but if the connected light fixtures require more than 15 watt in total, please use the 30-watt LEVG30 transformer.</p>
IR repeater Receiver on stand, as shown. The receiver is drilled into the plinth or the TV pedestal	IRST IRWP		 <p>IR = infrared</p> <p>The IR repeater increases the range of standard IR remote controls within the unit. A DVD player can therefore be operated from behind a closed flap, for example. Incoming IR commands from the appliance's remote control are received by the receiver, amplified and passed on inside the unit via the transmitter. The advantage is that the repeater only passes on signals, it therefore does not require its own remote control. A 220-volt mains connection is required for operation.</p>

Accessories







Article	Order no.	€	Description
Electrical storage compartment			
Electrical storage compartment with radio remote control Fitted behind 42.6-cm wide doors 65-cm wide doors 75.8-cm wide doors	LES49F LES65F LES73F		 <p>Please specify the element in which the electrical storage compartment should be fitted. The integrated radio remote control has four connections. A maximum of four power circuits can be switched or dimmed. The upper cover is a removable wooden shelf, and the full depth of the cupboard can therefore be used.</p>
Induction charger			
Induction charger for mobile phones	KLG		 <p>Integrated induction charger for mobile phones that is invisible from the outside. Depending on the mobile phone manufacturer, a special accessory may be required from a specialist retailer so that the end device can be charged. A 220-volt mains connection is required for operation, the charging current is 5 V DC/ 1 A</p>
Drawers: Special equipment			
Organiser for 65 cm 1-increment drawers	E1-65		 <p>The 3 glass transverse dividers are fixed at the front and back, but the distances between the dividers can be adjusted.</p>
Organiser for 98 cm 1-increment drawers	E1-98		 <p>The 4 glass transverse dividers are fixed at the front and back, but the distances between the dividers can be adjusted.</p>
Organiser for 65 cm 2-increment drawers	E2-65		 <p>The 3 glass transverse dividers are fixed at the front and back, but the distances between the dividers can be adjusted.</p>
Organiser for 98 cm 2-increment drawers	E2-98		 <p>The 4 glass transverse dividers are fixed at the front and back, but the distances between the dividers can be adjusted.</p>
Insulation mats			
Insulation mat behind 65-cm-wide doors	DM65		<p>The 3-mm insulation mat (61 x 50.8 cm) made from special foam can be inserted in the 65-cm-wide carcass. It prevents speaker vibrations interfering with the sound quality and makes for the best possible sound experience.</p>
Insulation mat behind 50-cm-wide doors	DM49		<p>The 3-mm insulation mat (44.8 x 50.8 cm) made from special foam can be inserted in the 50-cm-wide carcass. It prevents speaker vibrations interfering with the sound quality and makes for the best possible sound experience.</p>
Insulation mat behind 33.8-cm-wide doors	DM33		<p>The 3-mm insulation mat (28.5 x 50.8 cm) made from special foam can be inserted in the 33.8-cm-wide carcass. It prevents speaker vibrations interfering with the sound quality and makes for the best possible sound experience.</p>

A minimum-charge surcharge of € will be added to all orders worth up to € .

Accessories

Article	Order no.	€	Description
TV pedestals			
Fixed TV pedestal for 2-increment base elements	TV2		 <p>The TV pedestal has a fixed bracket for flat-screen TVs measuring 40-65 inches. Max. load-bearing capacity 50 kg, VESA 800 x 400. An IR repeater can be integrated in the pedestal if requested.</p>
Swivelling TV pedestal for 2-increment base elements	TV2-S		 <p>The TV pedestal has a swivelling bracket for flat-screen TVs measuring 40-65 inches. Max. load-bearing capacity 50 kg, VESA 800 x 400. An IR repeater can be integrated in the pedestal if requested.</p>
Fixed TV pedestal for 3-increment base elements	TV3		 <p>The TV pedestal has a fixed bracket for flat-screen TVs measuring 40-65 inches. Max. load-bearing capacity 50 kg, VESA 800 x 400. An IR repeater can be integrated in the pedestal if requested.</p>
Swivelling TV pedestal for 3-increment base elements	TV3-S		 <p>The TV pedestal has a swivelling bracket for flat-screen TVs measuring 40-65 inches. Max. load-bearing capacity 50 kg, VESA 800 x 400. An IR repeater can be integrated in the pedestal if requested.</p>
Wooden and glass shelves			
Wooden shelves for 75.8-cm-wide models	FA73-33		Additional wooden shelf behind doors, 69.3 x 33 x 1.9 cm
Wooden shelves for 67.6-cm-wide models	FA65-33		Additional wooden shelf behind doors, 61.1 x 33 x 1.9 cm
Wooden shelves for 51.4-cm-wide models	FA49-33		Additional wooden shelf behind doors, 44.9 x 33 x 1.9 cm
Wooden shelves for 42.6-cm-wide models	FA40-33		Additional wooden shelf behind doors, 36.2 x 33 x 1.9 cm
Glass shelves for 42.6-cm-wide models	GLFA40-32		Additional glass shelf behind display-unit doors 36 x 32 x 0.6 cm

Accessories

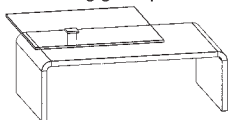
Article	Order no.	€	Description
Accent rear panels			
Veneer accent rear panel	RW74-40		 <p>Accent rear panel H x W x D 71.6 x 36 x 1.3 cm For models HE7-1, HE7-2, HE7-7, HE7-8</p>
Lacquer accent rear panel	RW4-40		
Veneer accent rear panel	RW73-73		 <p>Accent rear panel H x W x D 51.4 x 69.2 x 1.3 cm For models SB4-1, SB4-5, SB4-6, HE4-1, HE4-2 For models SE11-1, SE11-2, two per display unit</p>
Lacquer accent rear panel	RW3-73		
Veneer accent rear panel	RW72-73		 <p>Accent rear panel H x W x D 36.4 x 44.8 x 1.3 cm For highboard display units and 75.8-cm-wide wall units, except HE4-1 and HE4-2</p>
Lacquer accent rear panel	RW2-73		
Veneer accent rear panel	RW72-49		 <p>Accent rear panel H x W x D 36.4 x 44.8 x 1.3 cm For the 51.4-cm-wide highboard display units</p>
Lacquer accent rear panel	RW2-49		
Veneer accent rear panel	RW73-65		 <p>Accent rear panel H x W x D 51.4 x 61.1 x 1.3 cm For models SE11-3 and SE11-4, two per display unit</p>
Lacquer accent rear panel	RW3-65		
Veneer accent rear panel	RW72-65		 <p>Accent rear panel H x W x D 36.4 x 61.1 x 1.3 cm For models HB8-38 - HB8-41 HB8-5 - HB8-10 on the wider side</p>
Lacquer accent rear panel	RW2-65		

Coffee tables, dining tables and chairs

You will find matching coffee tables, dining tables and chairs to go with these Gwinner ranges in the comprehensive collection of coffee tables, dining tables and chairs in the current Gwinner type lists.

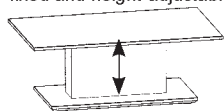
Examples from Gwinner's broad range of coffee tables

Swivelling glass panel



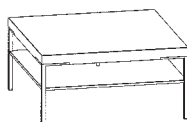
CT406-114D

fixed and height-adjustable



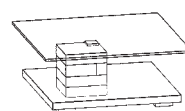
CT...F

Available in 3 sizes



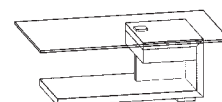
CT501...

Available in 4 sizes



CT400...

Available in 2 sizes

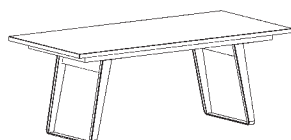


CT404...

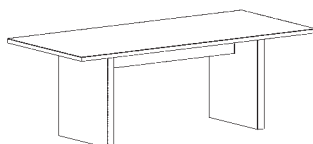
Available in 2 sizes

Please see the current Gwinner coffee table list for more coffee table designs, the available sizes and finishes. You can also find descriptions and prices for each model in the coffee table list.

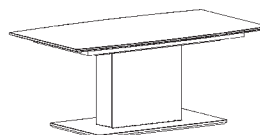
Examples from Gwinner's broad range of dining tables



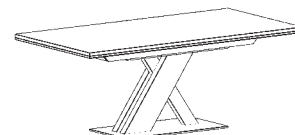
ET570



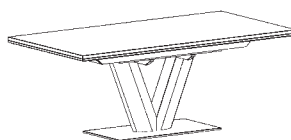
ET550



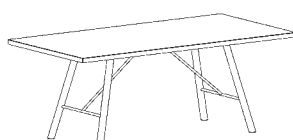
ET592



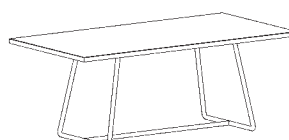
ET612



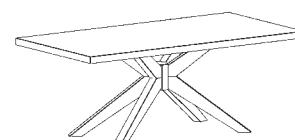
ET632



ET650



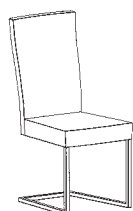
ET670



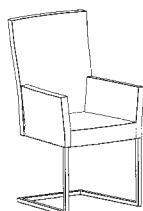
ET790

Please see the current Gwinner dining table list for more dining table designs, the available sizes and finishes. You can also find descriptions and prices for each model in the coffee table list.

Examples from Gwinner's broad range of chairs



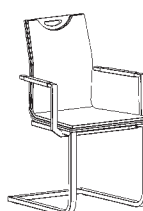
Eva



Lena



Jule



Please see the current Gwinner chair list for more chair designs, the available sizes and finishes. You can also find descriptions and prices for each model in the coffee table list.

Notes

GWINNER[®]
LEBENSFREUDE LÄSST SICH EINRICHTEN.