





# CHRISTMAS ACTIVITY PACK



## PRINTABLE REINDEER HEADBAND

Your kids will love dressing up as a cute Christmas Reindeer! Included are three different templates, each with a slightly different purpose.

Whichever option you use, we're certain kids are gonna love their reindeer headband!



### Version 1

Version one of the template is the full-colour reindeer headband. All you need to do is print it out, cut the pieces and assemble with some staples or tape.

This version is best for one or two kids who want a reindeer headband but who either aren't able to make the craft by themselves or who don't want to.

Since it's in full-colour it will take a bit of ink to print, so this option may be best for printing at a local print shop.

### Version 2

The second version of the template is the exact same as the full-colour version, but it's in black and white.

This template is great for independent time for kids. The children can colour in their headbands with crayons or markers, then assemble the hat like above.


### Version 3

Finally, we've included all the craft template pieces for the kids to make a Reindeer hat from scratch.

This option is best suited for kids who like crafting and want to make their hat one of a kind!


## ENJOY & HAVE FUN THIS CHRISTMAS




# Version 1





# Version 2






# Version 3


eyes: trace on black paper




head: trace on brown paper



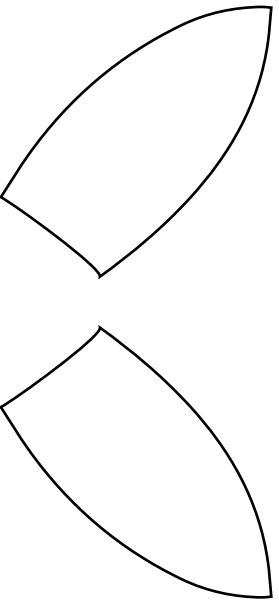
antlers: trace on dark brown paper



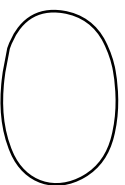
muzzle: trace on cream paper



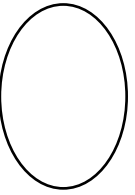
inside ear: trace on cream paper




cheeks: trace on pink paper









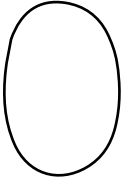





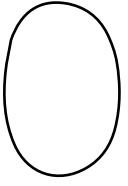





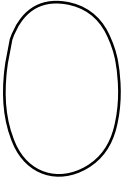





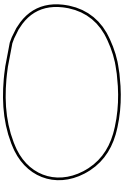
nose: trace on red glitter paper










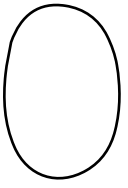





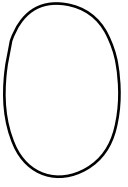
reindeer head  
print on brown paper



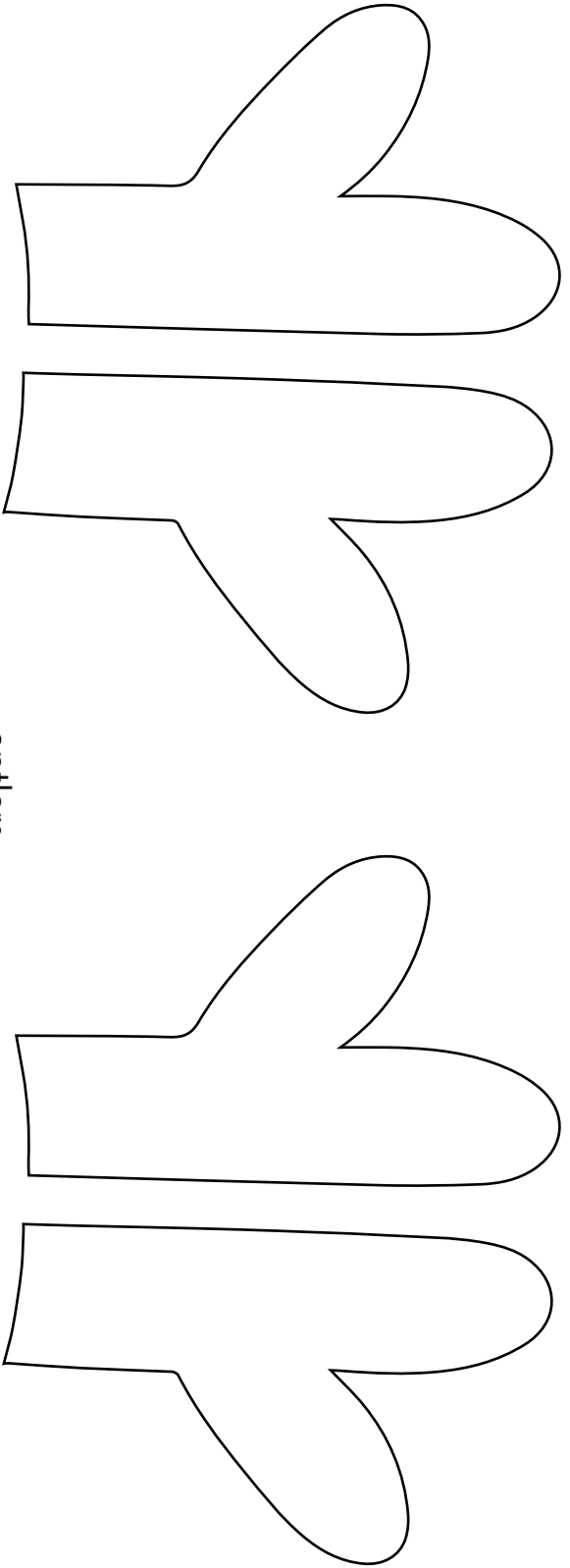


print on pink paper

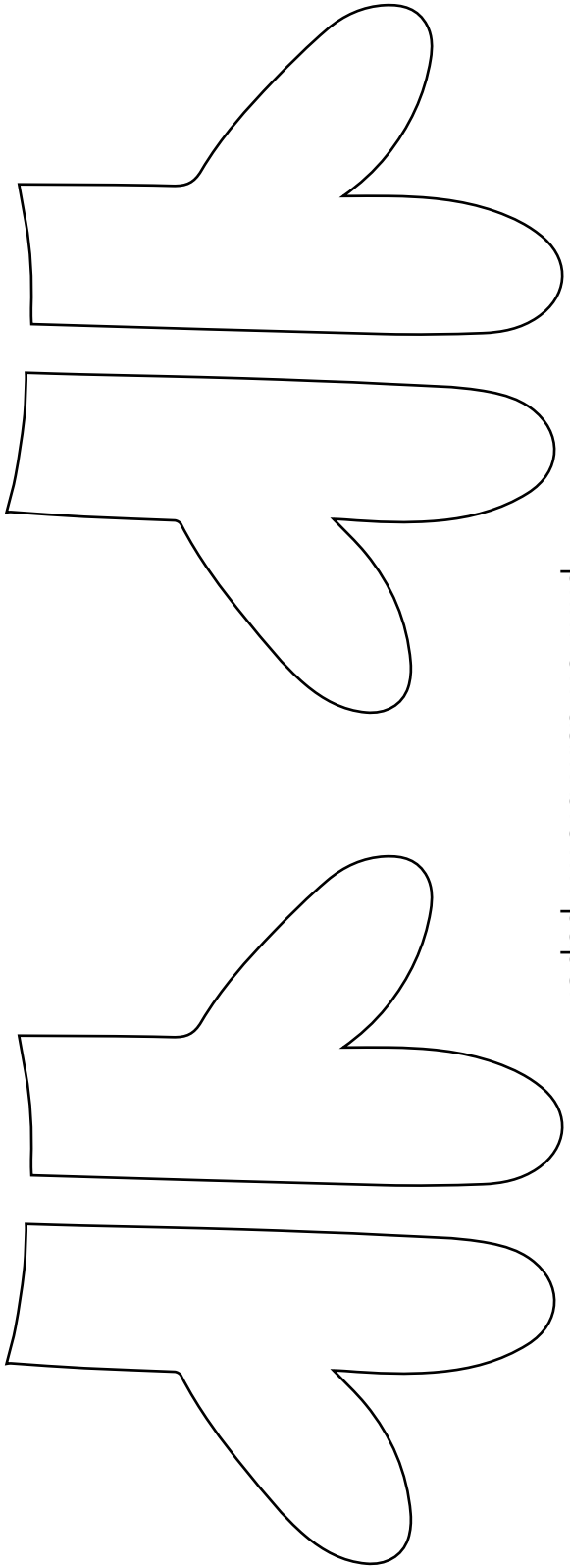
checks









antlers  
print on dark brown paper






muzzle

print on cream paper



inner ear

print on cream paper



print on red glitter paper

nose

print on brown paper

extenders

