




CHRISTMAS ACTIVITY PACK



PRINTABLE ELF HEADBAND

Your kids will love dressing up as a cute Christmas elf! Included are three different templates, each with a slightly different purpose.

Whichever option you use, we're certain kids are gonna love their elf headband!



Version 1

Version one of the template is the full-colour elf headband. This one is the classic red, green and white elf hat. All you need to do is print it out, cut the pieces and assemble with some staples or tape.

This version is best for one or two kids who want an elf headband but who either aren't able to make the craft by themselves or who don't want to.

Since it's in full-colour it will take a bit of ink to print, so this option may be best for printing at a local print shop.

Version 2

The second version of the template is the exact same as the full-colour version, but it's in black and white.

This template is great for independent time for kids. The children can colour in their headbands with crayons or markers, then assemble the hat like above.

Version 3

Finally, we've included all the craft template pieces for the kids to make an elf hat from scratch.

This option is best suited for kids who like crafting and want to make their hat one of a kind!

ENJOY & HAVE FUN THIS CHRISTMAS

Version 1


print on white paper








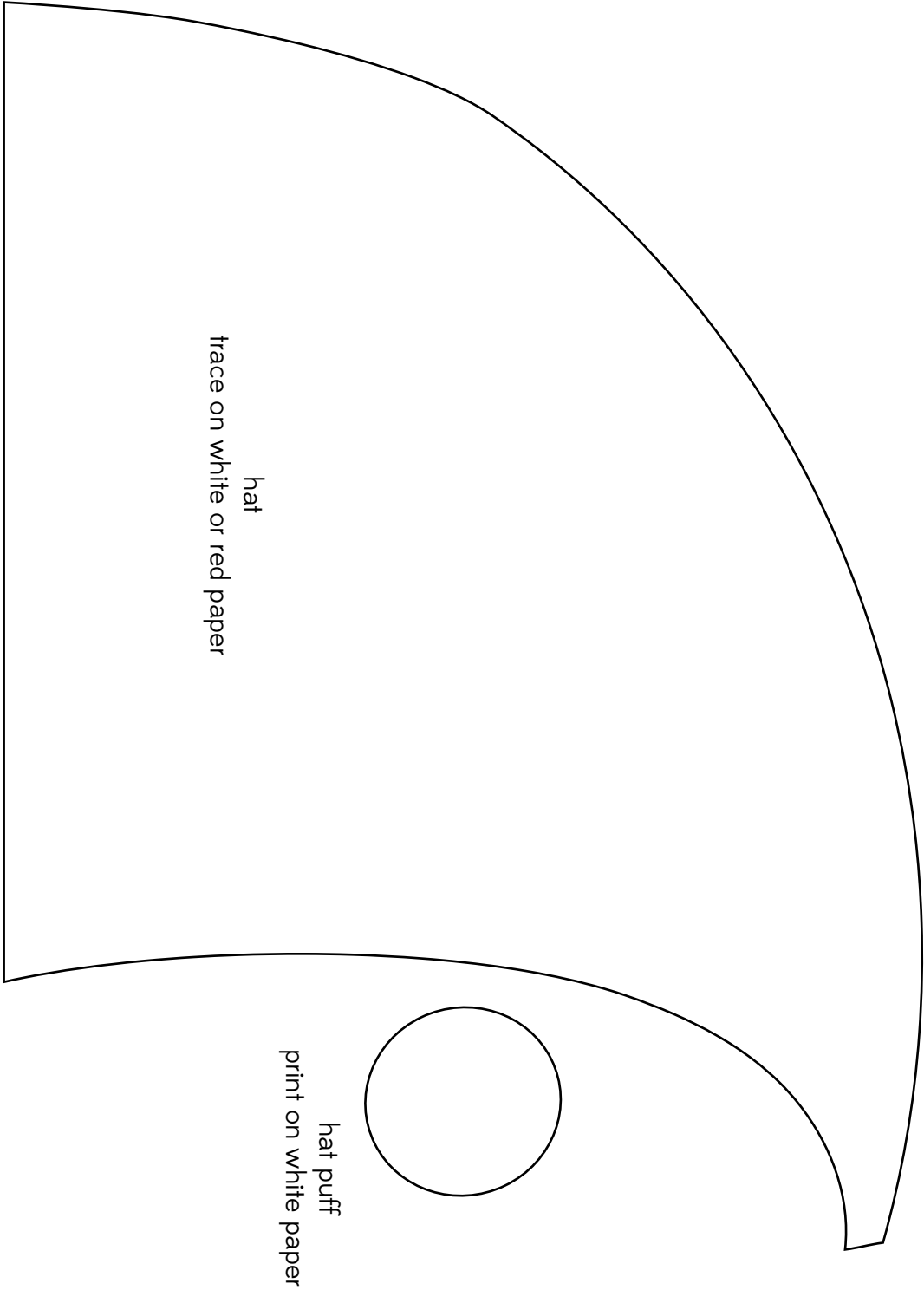
Version 2


print on white paper





Version 3





hat trim
trace on red or green paper

